

200F / 201F / 300F
310F / 449F / 450F
600F / 601F / 800F
1000F / 1001F / 1200F
1201F / 1800F / 2500F



Basic Cold Bath Units

Translation of the original operating manual

30000929.F

2026/06/19
EN

Foreword

Congratulations

You have made a good choice.

JULABO thanks you for the trust you have placed in us.

These operating instructions are intended to familiarize you with the operation and possible applications of our appliances. Please read the operating instructions carefully. Keep the operating instructions to hand at all times.

Copyright

The content of this operating manual is protected by copyright. Information, including text, images, and other content, may not be reproduced, distributed, transmitted, stored, shared, or used in any other form without prior express written permission.

The illustrations in this operating manual are for illustrative purposes only and are not necessarily to scale.

The rights to the operating manual and its contents are held exclusively by JULABO GmbH.

Imprint

Headquarters

JULABO GmbH

Gerhard-Juchheim-Strasse 1

77960 Seelbach

Seelbach, Germany

Phone: +49 7823 51-0

info.de@julabo.com

www.julabo.com

Branch office

JULABO UK Ltd.

Unit 7, Casterton Road Business Park

Old Great North Road

Little Casterton, Stamford

PE9 4EJ

United Kingdom

Tel: +44 1733 265892

www.julabo.com/en-gb

Table of contents

1	General information.....	6
1.1	About This Operating Manual.....	6
1.2	Notes on CE marking.....	6
1.3	Accessories.....	6
1.4	Symbols used.....	7
1.5	Operator obligations.....	7
1.6	Qualification of the operating personnel.....	7
2	Safety instructions.....	8
2.1	Meaning of the warnings.....	8
2.2	General Safety Instructions.....	9
2.3	Intended Use.....	12
2.4	Anticipated Misuse.....	13
2.5	Safety Labels.....	13
2.6	Refrigerant.....	14
2.7	Protective devices.....	15
3	Technical data.....	16
3.1	200F.....	17
3.2	201F.....	18
3.3	300F.....	19
3.4	301F.....	20
3.5	449F.....	21
3.6	450F.....	22
3.7	600F.....	23
3.8	601F.....	24
3.9	800F.....	25
3.10	1000F.....	26
3.11	1001F.....	27
3.12	1200F.....	28
3.13	1201F.....	29
3.14	1800F.....	30
3.15	2500F.....	31
3.16	Materials and Media Compatibility.....	31
3.16.1	Materials of Parts in Contact with the Medium.....	31
4	Structure and function.....	32
4.1	Function Description.....	32

4.2	Possible Combinations with Circulators.....	33
4.3	Controls and Functional Elements.....	34
4.4	External Inverter.....	35
5	Transportation.....	36
6	Set up.....	37
6.1	Set up the device at the place of operation.....	37
7	Commissioning.....	38
7.1	Operation of Equipment with Frequency Converters.....	38
8	Cleaning and maintenance.....	39
8.1	Maintenance Intervals.....	39
8.2	Replacing the Detachable Power Cord.....	39
8.3	Emptying the Device.....	40
8.4	Cleaning the Unit.....	41
8.5	Cleaning the Condenser.....	42
8.6	Taking the Device Out of Service and Storing It.....	44
8.7	Send in the unit.....	45
8.8	Warranty.....	46
9	Disposal.....	47
10	Appendix.....	48
10.1	EC Conformity.....	48
10.2	UKCA Compliance.....	62

1 General information

1.1 About This Operating Manual

This operating manual contains important notices on the safe installation, operation, and maintenance of the devices listed on the cover page. It is intended for anyone who installs, operates, or maintains these devices.



NOTE

Observe the safety instructions!

Before putting the device into service, read the operating manual in its entirety and keep it for future reference.

1.2 Notes on CE marking

The conformity of this product with the relevant EU directives is confirmed by the EU Declaration of Conformity contained in the appendix to these instructions.

The conformity of this product with the relevant regulations of the United Kingdom is demonstrated by the UKCA Declaration of Conformity included in the appendix to this manual.

1.3 Accessories

JULABO offers a wide range of accessories for these devices. These accessories are not described in this operating manual.

You can find the complete range of accessories for the devices described in this operating manual on our website at www.julabo.com. Please use the search function on the website.



NOTE

Use only genuine JULABO accessories!

Using unsuitable accessories will void the JULABO warranty.

1.4 Symbols used

This user manual uses various symbols to make it easier to understand. The list below describes the symbols used.

- ▶ Prerequisite for the following procedure
- 1. Numbered action steps
- ⇒ Interim results for individual steps
- ✓ Final result of a procedure
- < > Terms in angle brackets indicate operating menus
- [] Terms in square brackets refer to keys, softkeys and buttons

1.5 Operator obligations

The operator must comply with the following obligations in order to ensure safe operation:

- The operator is responsible for the qualification of the operating personnel.
- The operator is responsible for training the operating personnel in the use of the equipment.
- Train operating personnel at regular intervals on the hazards associated with their work and on the measures to prevent them.
- The operator must ensure that the persons entrusted with operation, installation and maintenance have read and understood the operating instructions.
- The device may only be configured, installed, maintained and repaired by appropriately qualified personnel.
- If hazardous substances or substances that could become hazardous are used, the device may only be operated by persons who are qualified to handle these substances and the device.
- The operator must ensure that the appliance is checked for safe and proper condition at regular intervals depending on its use.
- The operator must ensure that the mains supply has a low impedance in order to avoid interference with devices that are operated on the same mains supply.
- The appliance is not suitable for children or persons with mental or severe physical disabilities.

1.6 Qualification of the operating personnel

Technical personnel are defined as persons who have successfully completed vocational training. They must be able to assess the work assigned to them and independently recognize and avoid potential hazards based on their technical training and professional experience.

2 Safety instructions

2.1 Meaning of the warnings

The operating instructions contain warnings intended to ensure safety when using the device. Always follow the warnings.

A warning sign in signal color precedes the signal word. The colored signal word classifies the severity of the danger.



DANGER

The signal word indicates a hazard with a high degree of risk which, if not avoided, will result in death or serious injury.



WARNING

The signal word indicates a hazard with a medium degree of risk which, if not avoided, could result in death or serious injury.



CAUTION

The signal word indicates a hazard with a low level of risk which, if not avoided, may result in minor or moderate injury.



NOTE

The signal word indicates a potentially harmful situation. If it is not avoided, the system or objects in its vicinity may be damaged.

2.2 General Safety Instructions

The device is manufactured in accordance with the state of the art and recognized safety standards. Nevertheless, its use may pose a risk to the life and limb of the user or third parties.

Read and follow the safety instructions below before use.



CAUTION

Improper Use!

If the device is used in a manner not intended by the manufacturer, the protection provided by the device may be compromised.



CAUTION

Immediately take the device out of service and disconnect it from the power supply in the event of:

- Media leakage,
- Unusual noises, odors, or vibrations,
- Smoke, sparks, or flames inside or on the device.

Do not continue to operate the device. It may only be put back into service after a professional inspection and repair by qualified personnel.



DANGER

Electric shock hazard from the electrical system!

Touching damaged live parts can result in severe electric shock and may injure or kill people.

- Have damaged insulation and components of the electrical system repaired immediately by a JULABO service technician or a qualified service center.
- Replace damaged power cords immediately.
- Do not operate the unit if the power cord is damaged.
- When making a connection using the power plug, ensure that the plug is always freely accessible.



DANGER

Danger to life due to electric shock!

An electric shock can result in serious injury or even death.

- Operate the device only on a power outlet protected by a residual current circuit breaker (Type B, $I_a = 30 \text{ mA}$).
- Operate the device only at power outlets with a protective ground (PE).



DANGER

Danger to life due to electric shock!

An electric shock can result in serious injury or death.

- Live parts are enclosed within the device housing. If the device housing is damaged, live parts may be exposed.
- Do not connect the device to the power supply if the housing is damaged!



DANGER

Danger of death from electric shock!

An electric shock can cause serious injury or even death.


- The device may only be opened by a qualified electrician.
- Work on the electrical system must be performed exclusively by qualified electricians.



WARNING

Risk of burns from flammable heat transfer fluid!

If a flammable heat transfer fluid is used, it may ignite and cause severe burns upon skin contact.

- Ensure that no ventilation openings are blocked.
- No smoking! No open flames!
- When working near the unit and the application system, do not use any electrical components that could generate sparks.
- Drain and refill the heat transfer fluid when the unit is idle, the heat transfer fluid is being used with an open bath tank, and the heat transfer fluid is highly volatile at ambient temperature.
- The surface temperature of a flammable heat transfer fluid must not reach the fluid's flash point under normal conditions or under conditions of a single fault.
- When using a flammable heat transfer fluid, attach a label with the symbol  to the unit.



WARNING

Hot surfaces!

The following parts and components may become hot during operation or remain hot for some time after operation:

- heat transfer fluid
- Connections for external use
- Condenser

Contact may result in severe burns or scalds to the hands, arms, face, and limbs.

- Keep a safe distance from hot surfaces and liquids.
- Wear appropriate protective gloves.

**WARNING****Suspended loads!**

Falling loads can cause serious injury and damage the equipment.

- Do not stand under a suspended load.
- Transport the unit using suitable and safe lifting equipment.
- Wear personal protective clothing.

**WARNING****Maintenance and Repair Work!**

Improper maintenance and repair work jeopardizes operational safety. This can result in serious injury or death.

- Perform only the work described in this operating manual.
- Before starting work, turn off the unit and unplug it from the power source.
- Have repair work performed only by JULABO service technicians or an authorized service center.

**NOTE****No liability for the use of unsuitable temperature-control media!**

Unsuitable temperature-control media that have not been approved by JULABO can damage the unit.

- Use temperature-control media recommended by JULABO.
- Check parts in contact with the heat transfer fluid for compatibility with the heat transfer fluid before filling.
- Do not exceed the maximum permissible viscosity during operation.
- Consult JULABO before using any heat transfer fluid other than the recommended one.

**NOTE****Use only genuine JULABO replacement parts!**

Using non-original replacement parts voids the JULABO warranty.

**NOTE****Use only genuine JULABO accessories!**

Using unsuitable accessories will void the JULABO warranty.



NOTE

Wear personal protective equipment!

Failure to use or the use of unsuitable personal protective equipment increases the risk of health hazards and personal injury.

Examples of personal protective equipment include:

- Work gloves
- Safety shoes
- Protective clothing
- Respiratory protection
- Hearing protection
- Face and Eye Protection
- Determine and provide personal protective equipment appropriate for the specific application.
- Use only personal protective equipment that is in good condition and provides effective protection.
- Adjust personal protective equipment to fit the wearer, e.g., size.



NOTE

Keep safety labels legible!

Safety labels on the equipment warn of hazards at danger zones and are an important part of the equipment's safety features. Missing safety labels increase the risk of injury to people.

- Clean any soiled safety labels.
- Replace damaged or illegible safety labels immediately.



NOTE

Do not mechanically remove ice buildup from the device!

- To speed up the defrosting process, do not use any mechanical devices (e.g., knives, scrapers, or other tools) or other means.
- Always allow ice buildup to thaw naturally.
- Do not damage the cooling circuit!

2.3 Intended Use

JULABO cooling machines are laboratory instruments designed for temperature control of liquid media. They can only be operated in conjunction with a JULABO circulator designed for this purpose.

2.4 Anticipated Misuse

The device is not suitable for the direct temperature control of food and beverages, as well as pharmaceutical and medical devices.






The device is not suitable for use in a potentially explosive atmosphere.

The device is not suitable for use in a corrosive or aggressive environment.

The device is not intended for use in residential areas. It may interfere with radio reception.

2.5 Safety Labels

The following safety labels are affixed to the device.

Symbol	Description	Location
	Warning of a hazard. Follow the operating instructions.	Back of the device
	Read the operating instructions before turning on the device.	Back of the device
	Warning: Hot Surface	Condenser
	Cold Surface Warning	Back of the unit
	Warning: Flammable Refrigerant	Nameplate

2.6 Refrigerant

In the event of a leak in the refrigerant cycle, safety regulations require a specific room volume per kilogram of refrigerant at the installation site to prevent the formation of a flammable refrigerant-air mixture. The refrigerant charge is specified on the nameplate.



WARNING

Leakage of flammable refrigerant!

The unit contains flammable refrigerant in a technically hermetically sealed circuit. If the refrigerant circuit leaks, a flammable concentration may form in the air, which could ignite or explode due to potential ignition sources in the vicinity. This can result in serious injury or death.

- Observe the required minimum room size for operating the unit.
- Use the unit only in well-ventilated rooms.
- Avoid ignition sources in the immediate vicinity of the unit (e.g., electrical switches, hot surfaces, open flames).
- Do not damage the refrigerant lines.
- Do not damage the condenser fins.
- In the event of a refrigerant leak, shut down the unit immediately, keep open flames and ignition sources away, ventilate the room thoroughly, and contact JULABO Service.



CAUTION

Refrigerants are harmful to health!

Refrigerants and their vapors are harmful to health. There is a risk of suffocation in enclosed spaces.

- Avoid contact and inhalation.
- Damage to the refrigerant cycle may only be repaired by JULABO service technicians or qualified personnel.
- If refrigerant leaks, shut off the unit immediately and ventilate the room thoroughly.

For 0.008 kg of R-290 refrigerant, 1 m³ of space must be provided; for 1 kg of R-290 refrigerant, a room volume of 125 m³ is required.

For every 0.008 kg of R-1270 refrigerant, 1 m³ of space must be provided; for every 1 kg of R-1270 refrigerant, a room volume of 125 m³ is required.

The calculation/assessment of whether **one or more** refrigeration systems are required per room remains **the same in all cases**, as it is assumed that multiple leaks are **not causally** related and that secondary failures may occur.

2.7 Protective devices

Technical safety devices ensure safe operation. If a safety device is triggered, the operator is warned by a message on the display and an acoustic signal.

High pressure switch

A pressure switch triggers when the condensing pressure reaches a defined value. The appliance switches off the pump, heater and chiller. A continuous signal tone sounds. A warning message appears on the display of the connected thermostat. The cause must be determined and rectified.

Intrinsically safe appliances do not have a high pressure switch.

3 Technical data

Performance specifications measured in accordance with DIN 12876.
Performance specifications apply at an ambient temperature of 20 °C.

Cooling capacity up to 20 °C was measured using ethanol; above 20 °C, it was measured using thermal oil; results may vary with other temperature-control media.

Classification of the device according to CISPR 11:

- The device is an ISM device of Group 1, Class A, which uses radio frequency for internal purposes
- Class A: Use in an industrial electromagnetic environment

The device is designed in accordance with IEC 61010-1 for safe operation under the following environmental conditions:

- Indoor use
- Altitude up to 2000 m above sea level
- Ambient temperature +5 ... +40 °C (unless otherwise specified in the technical data)
- Maximum relative humidity of 80% at air temperatures up to 31 °C, decreasing linearly to 50% relative humidity at 40 °C
- Pollution degree 2
- Overvoltage category II



NOTE

The maximum transport temperature is +70 °C.



NOTE

The technical specifications for the respective device combinations can be found in the operating instructions for the corresponding circulator.

3.1 200F

Temperature Data

Lowest temperature	°C	-20
--------------------	----	-----

Dimensions and Weight

Cabinet Dimensions (W x D x H)	cm	23 x 39 x 44
Usable Bath Opening (W x D)	cm	13 x 15
Tub depth	cm	15
Volume min. ... max.	l	3.0 ... 4.0
Weight	kg	23.0

Electrical Connection Specifications

Mains connection	V Hz	100 50/60	115 60	230 50/60
Nominal current consumption	A	4	4	2
Total current consumption	A	15	12	16
- Switzerland	A			10
- United Kingdom	A			13
Mains fuse, resettable	A	10	10	10

3.2 201F

Temperature Data

Lowest Temperature	°C	-20
--------------------	----	-----

Dimensions and Weight

Cabinet Dimensions (W x D x H)	cm	44 x 41 x 22
Usable Bath Opening (W x D)	cm	13 x 15
Tub depth	cm	15
Volume min. ... max.	l	3.0 ... 4.0
Weight	kg	23.6

Electrical Connection Specifications

Mains connection	V Hz	100 50/60	115 60	230 50/60
Nominal current consumption	A	4	3	2
Total current consumption	A	15	12	16
- Switzerland	A			10
- United Kingdom	A			13
Mains fuse, resettable	A	10	10	10

3.3 300F

Temperature Data

Lowest temperature	°C	-25
--------------------	----	-----

Dimensions and Weight

Cabinet Dimensions (W x D x H)	cm	24 x 43 x 66
Usable Bath Opening (W x D)	cm	13 x 15
Tub depth	cm	15
Volume min. ... max.	l	3.0 ... 4.0
Weight	kg	28.0

Electrical Connection Specifications

Mains connection	V Hz	100 50/60	115 60	230 50/60	208 ... 230 50/60
Nominal current consumption	A	5	4	2	2 (208 V) 2 (230 V)
Total current consumption	A	15	12	16	16
- Switzerland	A			10	
- United Kingdom	A			13	
Mains fuse, resettable	A	10	10	10	10

3.4 301F

Temperature Data		
Lowest Temperature	°C	-30

Dimensions and Weight		
Cabinet Dimensions (W x D x H)	cm	23 x 40 x 43
Usable Bath Opening (W x D)	cm	13 x 15
Tub depth	cm	15
Volume min. ... max.	l	3.0 ... 4.0
Weight	kg	23.0

Electrical Connection Specifications				
Mains connection	V Hz	100 50/60	115 60	208 ... 230 50/60
Nominal current consumption	A	4	4	2 (208 V) 2 (230 V)
Total current consumption	A	15	12	16
- Switzerland	A			10
- United Kingdom	A			13
Mains fuse, resettable	A	10	10	10

3.5 449F

Temperature Data

Lowest Temperature	°C	-32
--------------------	----	-----

Dimensions and Weight

Cabinet Dimensions (W x D x H)	cm	37 x 59 x 47
Usable Bath Opening (W x D)	cm	28 x 35
Tub depth	cm	20
Volume min. ... max.	l	18.0 ... 26.0 / 20.0 ... 26.0
Weight	kg	36.7

Electrical Connection Data

Mains connection	V Hz	100 ... 230 50/60
Nominal current consumption	A	5 (100 V) 3 (230 V)
Total current consumption	A	max. 16
- Switzerland	A	10
- United Kingdom	A	13
Mains fuse, resettable	A	10

3.6 450F

Temperature Data		
Lowest Temperature	°C	-30
Ambient temperature	°C	+5 ... +35

Dimensions and Weight		
Unit Dimensions (W x D x H)	cm	23 x 40 x 43
Usable bath opening (W x D)	cm	13 x 15
Tub depth	cm	15
Volume min. ... max.	l	3.0 ... 4.0
Weight	kg	23.0

Electrical Connection Specifications				
Mains connection	V Hz	100 50/60	115 60	200 ... 230 50/60
Nominal current consumption	A	4	5	3 (200 V) 3 (230 V)
Total current consumption	A	15	12	16
- Switzerland	A			10
- United Kingdom	A			13
Mains fuse, resettable	A	10	10	10

3.7 600F

Temperature Data

Lowest temperature	°C	-35
--------------------	----	-----

Dimensions and Weight

Cabinet Dimensions (W x D x H)	cm	33 x 47 x 47
Usable Bath Opening (W x D)	cm	22 x 15
Tub depth	cm	15
Volume min. ... max.	l	5.0 ... 7.5
Weight	kg	32.4

Electrical Connection Specifications

Mains connection	V Hz	100 50/60	115 60	200 ... 230 50/60
Nominal current consumption	A	11	7	3 (200 V) 4 (230 V)
Total current consumption	A	15	12	16
- Switzerland	A			10
- United Kingdom	A			13
Mains fuse, resettable	A	12	12	10

3.8 601F

Temperature Data

Lowest temperature	°C	-35/-40*
--------------------	----	----------

* Depending on the circulator used

Dimensions and Weight

Cabinet Dimensions (W x D x H)	cm	33 x 46 x 52
Usable Bath Opening (W x D)	cm	22 x 15
Tub depth	cm	20
Volume min. ... max.	l	8.0 ... 10.0
Weight	kg	36.0

Electrical Connection Data

Mains connection	V Hz	100 50/60	115 60	200 ... 230 50/60
Nominal current consumption	A	11	7	3 (200 V) 4 (230 V)
Total current consumption	A	15	12	16
- Switzerland	A			10
- United Kingdom	A			13
Mains fuse, resettable	A	12	12	10

3.9 800F

Temperature Data

Lowest temperature	°C	-40
--------------------	----	-----

Dimensions and Weight

Cabinet Dimensions (W x D x H)	cm	33 x 48 x 70
Usable Bath Opening (W x D)	cm	18 x 13
Tub depth	cm	15
Volume min. ... max.	l	5.0 ... 7.5
Weight	kg	38.0

Electrical Connection Data

Mains connection	V Hz	100 50/60	115 60	200 ... 230 50/60
Nominal current consumption	A	6	5	4 (200 V) 3 (230 V)
Total current consumption	A	15	12	max. 16
- Switzerland	A			10
- United Kingdom	A			13
Mains fuse, resettable	A	10	10	10

3.10 1000F

Temperature Data

Lowest temperature	°C	-40/-50*
--------------------	----	----------

* depending on the circulator used

Dimensions and Weight

Cabinet Dimensions (W x D x H)	cm	42 x 49 x 51
Usable Bath Opening (W x D)	cm	18 x 13
Bathtub depth	cm	15
Volume min. ... max.	l	5.0 ... 7.5
Weight	kg	50.0

Electrical Connection Data

Mains connection	V Hz	115 60	200 ... 230 50/60
Nominal current consumption	A	9	6 (200 V) 6 (230 V)
Total current consumption	A	16	16
- Switzerland	A		10
- United Kingdom	A		13
Mains fuse, resettable	A	14	10

3.11 1001F

Temperature Data

Lowest Temperature	°C	-38
--------------------	----	-----

Dimensions and Weight

Cabinet Dimensions (W x D x H)	cm	45 x 64 x 74
Usable Bath Opening (W x D)	cm	35 x 41
Tub depth	cm	30
Volume min. ... max.	l	42.0 ... 56.0
Weight	kg	70.7

Electrical Connection Data

Mains connection	V Hz	200 ... 230 50/60
Nominal current consumption	A	5 (200 V) 5 (230 V)
Total current consumption	A	16
- Switzerland	A	10
- United Kingdom	A	13
Mains fuse, resettable	A	10

3.12 1200F

Temperature Data

Lowest temperature	°C	-40/-50*
--------------------	----	----------

* Depending on the circulator used

Dimensions and Weight

Cabinet Dimensions (W x D x H)	cm	33 x 48 x 70
Usable Bath Opening (W x D)	cm	18 x 13
Tub depth	cm	15
Volume min. ... max.	l	5.0 ... 7.5
Weight	kg	38.0

Electrical Connection Data

Mains connection	V Hz	100 50/60	115 50/60	200 ... 230 50/60
Nominal current consumption	A	9	4	4
Total current consumption	A	15	12	max. 16
- Switzerland	A			10
- United Kingdom	A			13
Mains fuse, resettable	A	10	10	10

3.13 1201F

Temperature Data

Lowest Temperature	°C	-40*
--------------------	----	------

* At operating temperatures below -20°C, icing may occur on the evaporator when used in combination with silicone oil.

Dimensions and Weight

Cabinet Dimensions (W x D x H)	cm	45 x 64 x 77
Usable Bath Opening (W x D)	cm	35 x 41
Tub depth	cm	30
Volume min. ... max.	l	42 ... 56
Weight	kg	74.0

Electrical Connection Specifications

Mains connection	V Hz	100 50/60	115 50/60	200 ... 230 50/60
Nominal current consumption	A	9	4	4
Total current consumption	A	15	12	max. 16
- Switzerland	A			10
- United Kingdom	A			13
Mains fuse, resettable	A	10	10	10

3.14 1800F

Temperature Data

Lowest temperature	°C	-50
--------------------	----	-----

Dimensions and Weight

Cabinet Dimensions (W x D x H)	cm	40 x 50 x 67
Usable Bath Opening (W x D)	cm	18 x 13
Bathtub depth	cm	20
Volume min. ... max.	l	6.5 ... 11.0
Weight	kg	55.0

Electrical Connection Data

Mains connection	V Hz	200 ... 230 50/60
Nominal current consumption	A	
Total current consumption	A	16
- Switzerland	A	
- United Kingdom	A	
Mains fuse, resettable	A	10

3.15 2500F

Temperature Data

Lowest temperature	°C	-50
--------------------	----	-----

Dimensions and Weight

Cabinet Dimensions (W x D x H)	cm	40 x 50 x 67
Usable Bath Opening (W x D)	cm	18 x 13
Bathtub depth	cm	20
Volume min. ... max.	l	6.5 ... 11.0
Weight	kg	55.0

Electrical Connection Data

Mains connection	V Hz	200 ... 230 50/60
Nominal current consumption	A	
Total current consumption	A	16
- Switzerland	A	
- United Kingdom	A	
Mains fuse, resettable	A	10

3.16 Materials and Media Compatibility

3.16.1 Materials of Parts in Contact with the Medium

The following table lists the materials that may come into contact with the heat transfer fluid.

This information can be used to verify compatibility with the heat transfer fluid being used.

- 1.4301 / 304 / S30400
- FPM / FKM 75

4 Structure and function

4.1 Function Description

The cooling machine is combined with a circulator to form a refrigerated circulator. This unit combination can precisely cool and heat materials over a wide temperature range.

This unit combination is suitable for external temperature control applications. The cooling machine is controlled by the connected circulator.

4.2 Possible Combinations with Circulators

The table lists which cooling machines can be combined with which circulators.

cooling machine	Circulators				
	CORIO CD	CORIO CP	DYNEO DD	MAGIO MS	MAGIO MX
200F	✓	✓	✓	-	-
201F	✓	✓	✓	-	-
300F	✓	✓	✓	-	-
310F	✓	✓	✓	✓	-
449F	✓	✓	✓	✓	-
450F	✓	✓	✓	✓	-
600F	✓	✓	✓	✓	-
601F	✓	✓	✓	✓	-
800F	✓	✓	✓	✓	-
1000F	✓	✓	✓	✓	-
1001F	✓	✓	✓	-	-
1200F	✓	✓	✓	✓	-
1201F	✓	✓	✓	-	-
1800F	-	-	-	-	✓
2500F	-	-	-	-	✓

4.3 Controls and Functional Elements

This chapter describes the control and function elements and shows their locations on the device.




Front (without cover) and rear (e.g., 310F)

1. Recessed handle
2. Drain opening (bath)
3. Drain valve
4. Drain hose (for 310F and 450F)
5. Condenser
6. Recessed handle
7. CAN connector for connection to circulators
8. Resettable circuit breaker
9. Mains fuse, resettable
10. Mains output jack for circulator
11. Mains input jack

4.4 External Inverter

On the 100 V versions of the 310F and 450F, the inverter is mounted on the rear panel.



Rear View of 310F/450F (100 V version)

1. Inverter
2. CAN connector for connection to circulator
3. Mains input connector
4. Mains output connector circulator
5. Mains fuse
6. Mains fuse

5 Transportation



CAUTION

Risk of crushing from falling equipment!

An unsecured unit can fall during improper transport and cause crush injuries.

- Secure the unit against tipping over and falling during transport.
- Secure any loose parts to prevent them from falling during transport.
- Transport the equipment in an upright position using a suitable means of transport.
- Wear safety shoes.



CAUTION

Risk of injury from the unit tipping over!

The filled unit may tip over during transport.

- Drain the heat transfer fluid before transport.

Prerequisites

- ▶ The unit is turned off and disconnected from the power supply.
- ▶ The heat transfer fluid has been drained.
- ▶ All external connections have been removed.

Procedure

1. Lift the cooling machine by the recessed handles—with two people if necessary—and place it in the center of the transport cart.
 - ⇒ See technical data for weight specifications.
 2. Secure the cooling machine to the transport cart with straps to prevent it from tipping over.
 3. Place any loose parts, such as cables, on the transport cart next to the unit.
- ✓ The unit is now ready for transport and can be safely moved to its installation location.

6 Set up

6.1 Set up the device at the place of operation

Prerequisites

- ▶ The device has been transported to the place of operation.
- ▶ The size and infrastructure of the place of operation are suitable for operating the device.

! **NOTE** Recommended minimum distance of 1 m from adjacent devices to avoid electromagnetic interference.

Procedure

1. Place the device on a level, smooth, non-flammable surface.

! **NOTE**

- Ensure the device is stable.
 - Maintain a clearance of at least 20 cm in front of and behind the device.
 - Do not cover any ventilation openings in the housing.
 - The refrigerant cycle must not be damaged.
 - At high temperatures, gases may be released depending on the heat transfer fluid. Ventilation may be necessary under certain circumstances.
- ✓ The unit is installed at the place of operation.

7 Commissioning

7.1 Operation of Equipment with Frequency Converters

Frequency converters are installed in the 449F, 800F, 1200F, 1800F, and 2500F devices. In rare cases, operating these devices with frequency converters may cause the RCD or ground-fault circuit interrupter to trip. This is particularly likely when multiple devices with frequency converters are connected to a single RCD.

For example, if a three-pole RCD is used, it is advisable to distribute the devices evenly across the three phases. Ideally, each device should be protected by its own RCD (RCBO or FI/LS circuit breaker). To ensure adequate protection against fault currents, it is also recommended to operate the devices in circuits protected by an RCD or residual current circuit breaker of type F or higher.

Currently, it is not yet possible to operate the devices with frequency converters on the RCDs with a trip current of 5 mA (so-called GFCIs), as these react very sensitively to the high-frequency leakage currents caused by frequency converters.

8 Cleaning and maintenance

8.1 Maintenance Intervals

The table lists the regular maintenance tasks according to their maintenance intervals. The maintenance intervals listed apply to single-shift operation. The time specifications are approximate.

Interval	Task	Qualification	Duration [min]
Every 2 years	Check safety labels	Operator	1
As needed	Clean the condenser	Operator	5



NOTE

For JULABO maintenance and service offerings, contact JULABO Sales or Service.

8.2 Replacing the Detachable Power Cord

The device is equipped with a detachable power cord.



NOTE

The device must only be operated with the power cord provided. If the power cord needs to be replaced due to a defect, it can be reordered.

Order number	Description
7.901.2655	EU power cord, 200–230 V
7.901.2701	Power cord for Switzerland, 200–230 V
7.901.2665	Power cord for China, 230 V
7.901.2657	Power cord for the UK, 200–230 V
7.901.2656	Power cord US, 100–115 V

8.3 Emptying the Device

If the device is to be sent to Technical Service or disposed of properly, it must be completely emptied.

As a general rule, the device should be completely drained before any extended period of non-use and whenever the external application is changed.



CAUTION

Risk of scalding from hot heat transfer fluid!

The heat transfer fluid can become very hot during the temperature control process. Contact with hot heat transfer fluid can cause scalding.


- Allow the unit to cool to room temperature before draining it.
- Avoid direct contact with hot heat transfer fluid
- Wear protective gloves.

Prerequisites

- ▶ The device is turned off.
- ▶ The device is at room temperature.
- ▶ A sufficiently large collection container is placed beneath the unit's drain.

Procedure

1. Remove the bath lid.
2. 310F and 450F: Remove the hose and attach it to the drain valve.



3. Open the drain valve.
 - ⇒ The temperature-control fluid flows into the provided collection vessel.
4. Once the unit is completely drained, close the bath vessel.
5. Close the drain valve.
- ✓ The unit is now drained.

8.4 Cleaning the Unit

The exterior of the unit should be cleaned at regular intervals. Before using any cleaning or decontamination method other than those recommended by JULABO, consult with JULABO to ensure that the intended method will not damage the unit.



NOTE

Damage to the electronics caused by water ingress!

Water ingress can damage the device's electronics and cause the device to fail.

- Clean the exterior of the unit only with a damp cloth.
- Prevent water from entering the unit.

Requirements

- ▶ Lint-free cloth
- ▶ Mild detergent
- ▶ The device is turned off.
- ▶ The device is disconnected from the power supply.

Procedure

1. Allow the device to cool to room temperature.
2. Clean the surface of the device with a damp cloth.

! **NOTE** You can use a small amount of dish soap for cleaning. If in doubt, ask Technical Support about alternative cleaning agents.

- ✓ The device is clean.

8.5 Cleaning the Condenser

From time to time, the condenser on the front of the unit should be cleaned to maintain full cooling capacity.



WARNING

Leakage of flammable refrigerant!

The unit contains flammable refrigerant in a technically hermetically sealed circuit. If the refrigerant circuit leaks, a flammable concentration may form in the air, which could ignite or explode due to potential ignition sources in the vicinity. This can result in serious injury or death.

- Observe the required minimum room size for operating the unit.
- Use the unit only in well-ventilated rooms.
- Avoid ignition sources in the immediate vicinity of the unit (e.g., electrical switches, hot surfaces, open flames).
- Do not damage the refrigerant lines.
- Do not damage the condenser fins.
- In the event of a refrigerant leak, shut down the unit immediately, keep open flames and ignition sources away, ventilate the room thoroughly, and contact JULABO Service.

Prerequisites

- ▶ The unit is turned off.
- ▶ The unit is disconnected from the power supply.
- ▶ The unit has cooled down to room temperature.

Procedure

1. Remove the ventilation grille from the front of the unit.



2. Carefully vacuum the dirt off the condenser using a vacuum cleaner.

⚠ CAUTION Be careful not to damage the condenser fins.



3. Reinstall the ventilation grille.
- ✓ The condenser is now clean.

8.6 Taking the Device Out of Service and Storing It

If a device is not going to be used for an extended period of time or, for example, needs to be sent to Technical Service for repair, it should be taken out of service. To ensure that it continues to function reliably even after prolonged storage, follow the procedure described below.

Prerequisites

- ▶ The device is turned off and disconnected from the power supply.

Procedure

1. Completely drain the device (see “**Draining the Device**”).
 2. Completely drain the heat transfer fluid.
 3. Clean the unit inside and out.
 4. Remove all residues of the cleaning fluid from the piping system (e.g., with compressed air).
 5. Close all connections and drain valves.
 6. Store the unit in a sufficiently ventilated, dust-free, dry, and frost-free location. Avoid corrosive and aggressive environments.
- ✓ The unit is stored safely and securely. It can be put back into service as needed.

8.7 Send in the unit

If the device malfunctions in a way that the operator cannot resolve on their own, contact Technical Service.



NOTE

Before shipping, note the following:

- Completely drain the unit (heat transfer fluid, refrigerant).
- Clean and decontaminate the unit properly to prevent any risk to service personnel.
- Tightly seal all connections with nuts and caps.
- Pack the unit carefully to protect it from damage.
- Mark the packaging to indicate that the unit must be transported in an upright position.
- Fill out the online return form at <https://www.julabo.com/de/service/after-sales-service/reparatur-service/ruecksendeformular> completely.



NOTE

For safe return shipping to JULABO, use the original packaging if possible.

Shipping Address

JULABO GmbH

Gerhard-Juchheim-Strasse 1

77960 Seelbach

Germany

Phone: +49 7823 51-66

service.de@JULABO.com

8.8 Warranty

JULABO guarantees the proper functioning of the device, provided that it is used and operated in accordance with the operating instructions.

The warranty period is one year from the date of invoice.

2 Years Warranty

1Plus Warranty

Registration free of charge on www.julabo.com

With the 1PLUS warranty, the warranty can be extended to two years free of charge.

With the 1PLUS warranty, the user receives a free extension of the warranty to 24 months, limited to a maximum of 10,000 operating hours. The prerequisite is that the user registers the device at www.julabo.com within four weeks of commissioning, stating the serial number.

The date of invoice from JULABO GmbH is decisive for the warranty.

9 Disposal

When disposing of the device, follow the applicable state-specific guidelines.



This symbol on the product or its packaging indicates that it must not be disposed of with household waste.

Proper disposal avoids negative effects on people and the environment and allows valuable raw materials to be reused.

Information on collection points for old appliances can be obtained from the city or municipality or an authorized disposal company.



CAUTION

Leakage of flammable refrigerant!

If flammable refrigerant leaks, there is a risk of fire and explosion.

- Do not open the refrigerant circuit.
- Have the unit disposed of by a certified company in accordance with national or regional regulations.

10 Appendix

10.1 EC Conformity

EG-Konformitätserklärung nach EG Maschinenrichtlinie 2006/42/EG, Anhang II A EC-Declaration of Conformity to EC Machinery Directive 2006/42/EC, Annex II A

Hersteller / *Manufacturer:*

JULABO GmbH
Gerhard-Juchheim-Strasse 1
77960 Seelbach / Germany
Tel: +49 7823 51-0



Hiermit erklären wir, dass das nachfolgend bezeichnete Produkt
We hereby declare, that the following product

Produkt / Product: Kältegerät / Refrigeration Unit

Typ / Type: 200F

Serien-Nr. / Serial-No.: siehe Typenschild / *see type label*

aufgrund seiner Konzipierung und Bauart in der von uns in Verkehr gebrachten Ausführung den grundlegenden Sicherheits- und Gesundheitsanforderungen der nachfolgend aufgeführten EG-Richtlinien entspricht.
due to the design and construction, as assembled and marketed by our Company – complies with fundamental safety and health requirements according to the following EC-Directives.

Maschinenrichtlinie 2006/42/EG; Machinery Directive 2006/42/EC

EMV-Richtlinie 2014/30/EU; EMC-Directive 2014/30/EU

RoHS-Richtlinie 2011/65/EU; RoHS-Directive 2011/65/EU

Angewandte harmonisierte Normen und techn. Spezifikationen:

Applied following harmonized standards and technical specifications:

EN IEC 63000:2018

Technische Dokumentation zur Beurteilung von Elektro- und Elektronikgeräten hinsichtlich der Beschränkung gefährlicher Stoffe
Technical documentation for the assessment of electrical and electronic products with respect to the restriction of hazardous substances

EN ISO 12100 : 2010

Sicherheits von Maschinen – Allgemeine Gestaltungsgrundsätze – Risikobeurteilung und Risikominderung (ISO 12100:2010)
Safety of machinery - General principles for design - Risk assessment and risk reduction (ISO 12100:2010)

EN 61010-1 : 2010 / A1 : 2019 / AC : 2019-04, EN 61010-1 : 2010 / A1:2019

Sicherheitsbestimmungen für elektrische Mess-, Steuer-, Regel- und Laborgeräte, Teil 1: Allgemeine Anforderungen
Safety requirements for electrical equipment for measurement, control, and laboratory use, Part 1: General requirements

EN IEC 61010-2-012 : 2022 / A11:2022

Sicherheitsbestimmungen für elektrische Mess-, Steuer-, Regel- und Laborgeräte – Teil 2-012: Besondere Anforderungen an Klima- und Umweltschutzgeräte und andere Temperatur-Konditionierungsgeräte
Safety requirements for electrical equipment for measurement, control and laboratory use – Part 2-012: Particular requirements for climatic and environmental testing and other temperature conditioning equipment

EN 61326-1 : 2013

Elektronische Mess-, Steuer-, Regel- und Laborgeräte- EMC-Anforderungen - Teil 1: Allgemeine Anforderungen
Electrical equipment for measurement, control, and laboratory use - EMC requirements - Part 1: General requirements

EN 378-2 : 2016

Kälteanlagen und Wärmepumpen – Sicherheits-technische und umweltbezogene Anforderungen – Teil 2: Konstruktion, Herstellung, Prüfung, Kennzeichnung und Dokumentation
Refrigerating systems and heat pumps - Safety and environmental requirements - Part 2: Design, construction, testing, marking and documentation

Bevollmächtigter für die Zusammenstellung der technischen Unterlagen:

Authorized representative in charge of administering technical documentation:

Hr. Torsten Kauschke, im Haus 1 on the manufacturer's premises as defined above

Die Konformitätserklärung wurde ausgestellt

The declaration of conformity was issued and valid of

Seelbach, 13.12.2023

i.V. Bernd Rother, Senior Expert Products & Innovation

EG-Konformitätserklärung nach EG Maschinenrichtlinie 2006/42/EG, Anhang II A
EC-Declaration of Conformity to EC Machinery Directive 2006/42/EC, Annex II A

Hersteller / Manufacturer: JULABO GmbH
 Gerhard-Juchheim-Strasse 1
 77960 Seelbach / Germany
 Tel: +49 7823 51-0



Hiermit erklären wir, dass das nachfolgend bezeichnete Produkt
We hereby declare, that the following product

Produkt / Product: Kältegerät / Refrigeration Unit

Typ / Type: 201F

Serien-Nr. / Serial-No.: siehe Typenschild / see type label

aufgrund seiner Konzipierung und Bauart in der von uns in Verkehr gebrachten Ausführung den grundlegenden Sicherheits- und Gesundheitsanforderungen der nachfolgend aufgeführten EG-Richtlinien entspricht.
due to the design and construction, as assembled and marketed by our Company – complies with fundamental safety and health requirements according to the following EC-Directives.

Maschinenrichtlinie 2006/42/EG; Machinery Directive 2006/42/EC

EMV-Richtlinie 2014/30/EU; EMC-Directive 2014/30/EU

RoHS-Richtlinie 2011/65/EU; RoHS-Directive 2011/65/EU

Angewandte harmonisierte Normen und techn. Spezifikationen:

Applied following harmonized standards and technical specifications:

EN IEC 63000:2018

*Technische Dokumentation zur Beurteilung von Elektro- und Elektronikgeräten hinsichtlich der Beschränkung gefährlicher Stoffe
 Technical documentation for the assessment of electrical and electronic products with respect to the restriction of hazardous substances*

EN ISO 12100 : 2010

Sicherheit von Maschinen - Allgemeine Gestaltungsgrundsätze - Risikoanalyse und Risikominderung (ISO 12100:2010)

Safety of machinery - General principles for design - Risk assessment and risk reduction (ISO 12100:2010)

EN 61010-1 : 2010 / A1 : 2019 / AC ; 2019-04, EN 61010-1 : 2010 / A1:2019

*Sicherheitsbestimmungen für elektrische Mess-, Steuer-, Regel- und Laborgeräte, Teil 1: Allgemeine Anforderungen
 Safety requirements for electrical equipment for measurement, control, and laboratory use, Part 1: General requirements*

EN IEC 61010-2-012 : 2022 / A11:2022

*Sicherheitsbestimmungen für elektrische Mess-, Steuer-, Regel- und Laborgeräte – Teil 2-012: Besondere Anforderungen an Klima- und Umwelttestgeräte und andere Temperaturkonditionierungseinrichtungen
 Safety requirements for electrical equipment for measurement, control and laboratory use – Part 2-012: Particular requirements for climatic and environmental testing and other temperature conditioning equipment*

EN 61326-1 : 2013

Elektrische Mess-, Steuer-, Regel- und Laborgeräte -EMV-Anforderungen- Teil 1: Allgemeine Anforderungen

Electrical equipment for measurement, control, and laboratory use - EMC requirements - Part 1: General requirements

EN 378-2 : 2016

*Kältsaugen und Wärmepumpen – Sicherheitstechnische und umweltrelevante Anforderungen – Teil 2: Konstruktion, Herstellung, Prüfung, Kennzeichnung und Dokumentation
 Refrigerating systems and heat pumps - Safety and environmental requirements - Part 2: Design, construction, testing, marking and documentation*

Bevollmächtigter für die Zusammenstellung der technischen Unterlagen:

Authorized representative in charge of administering technical documentation:

Mr. Torsten Kauschke, im Haus / on the manufacturer's premises as defined above

Die Konformitätserklärung wurde ausgestellt

The declaration of conformity was issued and valid of

Seelbach, 16.12.2024

i.V. Bernd Rother, Senior Expert Products & Innovation

EG-Konformitätserklärung nach EG Maschinenrichtlinie 2006/42/EG, Anhang II A
EC-Declaration of Conformity to EC Machinery Directive 2006/42/EC, Annex II A

Hersteller / Manufacturer:

JULABO GmbH
 Gerhard-Juchheim-Strasse 1
 77960 Seelbach / Germany
 Tel: +49 7823 51-0



Hiermit erklären wir, dass das nachfolgend bezeichnete Produkt
We hereby declare, that the following product

Produkt / Product: Kältegerät / Refrigeration Unit

Typ / Type: 300F

Serien-Nr. / Serial-No.: siehe Typenschild / see type label

aufgrund seiner Konzipierung und Bauart in der von uns in Verkehr gebrachten Ausführung den grundlegenden Sicherheits- und Gesundheitsanforderungen der nachfolgend aufgeführten EG-Richtlinien entspricht.
due to the design and construction, as assembled and marketed by our Company – complies with fundamental safety and health requirements according to the following EC-Directives.

Maschinenrichtlinie 2006/42/EG; Machinery Directive 2006/42/EC

EMV-Richtlinie 2014/30/EU; EMC-Directive 2014/30/EU

RoHS-Richtlinie 2011/65/EU; RoHS-Directive 2011/65/EU

Angewandte harmonisierte Normen und techn. Spezifikationen:

Applied following harmonized standards and technical specifications:

EN IEC 63000:2018

Technische Dokumentation zur Beurteilung von Elektro- und Elektronikgeräten hinsichtlich der Beschränkung gefährlicher Stoffe
Technical documentation for the assessment of electrical and electronic products with respect to the restriction of hazardous substances

EN ISO 12100 : 2010

Sicherheit von Maschinen - Allgemeine Gestaltungsgrundsätze - Risikoanalyse und Risikominimierung (ISO 12100:2010)
Safety of machinery - General principles for design - Risk assessment and risk reduction (ISO 12100:2010)

EN 61010-1 : 2010 / A1 : 2019 / AC : 2019-04, EN 61010-1 : 2010 / A1:2019

Sicherheitsbestimmungen für elektrische Mess-, Steuer-, Regel- und Laborgeräte, Teil 1: Allgemeine Anforderungen
Safety requirements for electrical equipment for measurement, control, and laboratory use, Part 1: General requirements

EN IEC 61010-2-012 : 2022 / A11:2022

Sicherheitsbestimmungen für elektrische Mess-, Steuer-, Regel- und Laborgeräte — Teil 2-012: Besondere Anforderungen an Klima- und Umwelttestgeräte und andere Temperatur-Konditionierungsgeräte
Safety requirements for electrical equipment for measurement, control and laboratory use — Part 2-012: Particular requirements for climatic and environmental testing and other temperature conditioning equipment

EN 61326-1 : 2013

Elektrische Mess-, Steuer-, Regel- und Laborgeräte, EMV-Anforderungen - Teil 1: Allgemeine Anforderungen
Electrical equipment for measurement, control, and laboratory use - EMC requirements - Part 1: General requirements

EN 378-2 : 2016

Kälteanlagen und Wärmepumpen – Sicherheits-technische und umweltrelevante Anforderungen – Teil 2: Konstruktion, Herstellung, Prüfung, Kennzeichnung und Dokumentation
Refrigerating systems and heat pumps - Safety and environmental requirements - Part 2: Design, construction, testing, marking and documentation

Bevollmächtigter für die Zusammenstellung der technischen Unterlagen:

Authorized representative in charge of administering technical documentation:

Hr. Torsten Kauschke, im Haus / on the manufacturer's premises as defined above

Die Konformitätserklärung wurde ausgestellt

The declaration of conformity was issued and valid of

Seelbach, 16.12.2024

i.V. Bernd Rother, Senior Expert Products & Innovation

2024_148_300F-Kältegerät_d_e.docx

EG-Konformitätserklärung nach EG Maschinenrichtlinie 2006/42/EG, Anhang II A
EC-Declaration of Conformity to EC Machinery Directive 2006/42/EC, Annex II A

Hersteller / Manufacturer: JULABO GmbH
 Gerhard-Juchheim-Strasse 1
 77960 Seelbach / Germany
 Tel: +49 7823 51-0



Hiermit erklären wir, dass das nachfolgend bezeichnete Produkt
We hereby declare, that the following product

Produkt / Product: Kältegerät / Refrigeration Unit
Typ / Type: 310F, 450F **Serien-Nr. / Serial-No.:** siehe Typenschild / see type label

aufgrund seiner Konzipierung und Bauart in der von uns in Verkehr gebrachten Ausführung den grundlegenden Sicherheits- und Gesundheitsanforderungen der nachfolgend aufgeführten EG-Richtlinien entspricht.
due to the design and construction, as assembled and marketed by our Company – complies with fundamental safety and health requirements according to the following EC-Directives.

Maschinenrichtlinie 2006/42/EG; Machinery Directive 2006/42/EC
EMV-Richtlinie 2014/30/EU; EMC-Directive 2014/30/EU
RoHS-Richtlinie 2011/65/EU; RoHS-Directive 2011/65/EU

Angewandte harmonisierte Normen und techn. Spezifikationen:
Applied following harmonized standards and technical specifications:

EN IEC 63000:2018
 Technische Dokumentation zur Beurteilung von Elektro- und Elektronikgeräten hinsichtlich der Beschränkung gefährlicher Stoffe
Technical documentation for the assessment of electrical and electronic products with respect to the restriction of hazardous substances

EN ISO 12100 : 2010
 Sicherheit von Maschinen - Allgemeine Gestaltungsgrundsätze - Risikoanalyse und Risikominderung (ISO 12100:2010)
Safety of machinery - General principles for design - Risk assessment and risk reduction (ISO 12100:2010)

EN 61010-1 : 2010 / A1 : 2019 / AC ; 2019-04, EN 61010-1 : 2010 / A1:2019
 Sicherheitsbestimmungen für elektrische Mess-, Steuer-, Regel- und Laborgeräte, Teil 1: Allgemeine Anforderungen
Safety requirements for electrical equipment for measurement, control, and laboratory use, Part 1: General requirements

EN IEC 61010-2-012 : 2022 / A11:2022
 Sicherheitsbestimmungen für elektrische Mess-, Steuer-, Regel- und Laborgeräte – Teil 2-012: Besondere Anforderungen an Klima- und Umwelttestgeräte und andere Temperatur-Konditionierungsgeräte
Safety requirements for electrical equipment for measurement, control and laboratory use – Part 2-012: Particular requirements for climatic and environmental testing and other temperature conditioning equipment

EN 61326-1 : 2013
 Elektrische Mess-, Steuer-, Regel- und Laborgeräte -EMV-Anforderungen- Teil 1: Allgemeine Anforderungen
Electrical equipment for measurement, control, and laboratory use - EMC requirements - Part 1: General requirements

EN 378-2 : 2016
 Kältsanlagen und Wärmepumpen – Sicherheitstechnische und umweltrelevante Anforderungen – Teil 2: Konstruktion, Herstellung, Prüfung, Kennzeichnung und Dokumentation
Refrigerating systems and heat pumps - Safety and environmental requirements - Part 2: Design, construction, testing, marking and documentation

Bevollmächtigter für die Zusammenstellung der technischen Unterlagen:

Authorized representative in charge of administering technical documentation:
 Hr. Torsten Kauschke, im Haus / on the manufacturer's premises as defined above

Die Konformitätserklärung wurde ausgestellt
The declaration of conformity was issued and valid of

Seelbach, 16.12.2024

i.V. Bernd Rother, Senior Expert Products & Innovation

2024_179_310F-450F-Kältegerät_d_e.docx

EG-Konformitätserklärung nach EG Maschinenrichtlinie 2006/42/EG, Anhang II A
EC-Declaration of Conformity to EC Machinery Directive 2006/42/EC, Annex II A

Hersteller / Manufacturer:

JULABO GmbH
 Gerhard-Juchheim-Strasse 1
 77960 Seelbach / Germany
 Tel: +49 7823 51-0



Hiermit erklären wir, dass das nachfolgend bezeichnete Produkt
We hereby declare, that the following product

Produkt / Product: Kältegerät / Refrigeration Unit

Typ / Type: 449F

Serien-Nr. / Serial-No.: siehe Typenschild / *see type label*

aufgrund seiner Konzipierung und Bauart in der von uns in Verkehr gebrachten Ausführung den grundlegenden Sicherheits- und Gesundheitsanforderungen der nachfolgend aufgeführten EG-Richtlinien entspricht.
due to the design and construction, as assembled and marketed by our Company – complies with fundamental safety and health requirements according to the following EC-Directives.

Maschinenrichtlinie 2006/42/EG; Machinery Directive 2006/42/EC

EMV-Richtlinie 2014/30/EU; EMC-Directive 2014/30/EU

RoHS-Richtlinie 2011/65/EU; RoHS-Directive 2011/65/EU

Angewandte harmonisierte Normen und techn. Spezifikationen:

Applied following harmonized standards and technical specifications:

EN IEC 63000:2018

Technische Dokumentation zur Beurteilung von Elektro- und Elektronikgeräten hinsichtlich der Beschränkung gefährlicher Stoffe
Technical documentation for the assessment of electrical and electronic products with respect to the restriction of hazardous substances

EN ISO 12100 : 2010

Sicherheit von Maschinen - Allgemeine Gestaltungsgrundsätze - Risikoanalyse und Risikominimierung (ISO 12100:2010)
Safety of machinery - General principles for design - Risk assessment and risk reduction (ISO 12100:2010)

EN 61010-1 : 2010 / A1 : 2019 / AC : 2019-04, EN 61010-1 : 2010 / A1:2019

Sicherheitsbestimmungen für elektrische Mess-, Steuer-, Regel- und Laborgeräte, Teil 1: Allgemeine Anforderungen
Safety requirements for electrical equipment for measurement, control, and laboratory use, Part 1: General requirements

EN IEC 61010-2-012 : 2022 / A11:2022

Sicherheitsbestimmungen für elektrische Mess-, Steuer-, Regel- und Laborgeräte — Teil 2-012: Besondere Anforderungen an Klima- und Umwelttestgeräte und andere Temperatur-Konditionierungsgeräte
Safety requirements for electrical equipment for measurement, control and laboratory use — Part 2-012: Particular requirements for climatic and environmental testing and other temperature conditioning equipment

EN 61326-1 : 2013

Elektrische Messe-, Steuer-, Regel- und Laborgeräte, EMV-Anforderungen - Teil 1: Allgemeine Anforderungen
Electrical equipment for measurement, control, and laboratory use - EMC requirements - Part 1: General requirements

EN 378-2 : 2016

Kälteanlagen und Wärmepumpen – Sicherheits-technische und umweltrelevante Anforderungen – Teil 2: Konstruktion, Herstellung, Prüfung, Kennzeichnung und Dokumentation
Refrigerating systems and heat pumps - Safety and environmental requirements - Part 2: Design, construction, testing, marking and documentation

Bevollmächtigter für die Zusammenstellung der technischen Unterlagen:

Authorized representative in charge of administering technical documentation:
 Hr. Torsten Kauschke, im Haus / *on the manufacturer's premises as defined above*

Die Konformitätserklärung wurde ausgestellt

The declaration of conformity was issued and valid of

Seelbach, 16.12.2024

i.V. Bernd Rother, Senior Expert Products & Innovation

2024_189_449F-Kältegerät_d_e.docx

EG-Konformitätserklärung nach EG Maschinenrichtlinie 2006/42/EG, Anhang II A
EC-Declaration of Conformity to EC Machinery Directive 2006/42/EC, Annex II A

Hersteller / Manufacturer: JULABO GmbH
 Gerhard-Juchheim-Strasse 1
 77960 Seelbach / Germany
 Tel: +49 7823 51-0



Hiermit erklären wir, dass das nachfolgend bezeichnete Produkt
We hereby declare, that the following product

Produkt / Product: Kältegerät / Refrigeration Unit

Typ / Type: 600F

Serien-Nr. / Serial-No.: siehe Typenschild / see type label

aufgrund seiner Konzipierung und Bauart in der von uns in Verkehr gebrachten Ausführung den grundlegenden Sicherheits- und Gesundheitsanforderungen der nachfolgend aufgeführten EG-Richtlinien entspricht.
due to the design and construction, as assembled and marketed by our Company – complies with fundamental safety and health requirements according to the following EC-Directives.

Maschinenrichtlinie 2006/42/EG; Machinery Directive 2006/42/EC

EMV-Richtlinie 2014/30/EU; EMC-Directive 2014/30/EU

RoHS-Richtlinie 2011/65/EU; RoHS-Directive 2011/65/EU

Angewandte harmonisierte Normen und techn. Spezifikationen:

Applied following harmonized standards and technical specifications:

EN IEC 63000:2018

*Technische Dokumentation zur Beurteilung von Elektro- und Elektronikgeräten hinsichtlich der Beschränkung gefährlicher Stoffe
 Technical documentation for the assessment of electrical and electronic products with respect to the restriction of hazardous substances*

EN ISO 12100 : 2010

*Sicherheit von Maschinen - Allgemeine Gestaltungslehre - Risikoanalyse und Risikominderung (ISO 12100:2010)
 Safety of machinery - General principles for design - Risk assessment and risk reduction (ISO 12100:2010)*

EN 61010-1 : 2010 / A1 : 2019 / AC ; 2019-04, EN 61010-1 : 2010 / A1:2019

*Sicherheitsbestimmungen für elektrische Mess-, Steuer-, Regel- und Laborgeräte, Teil 1: Allgemeine Anforderungen
 Safety requirements for electrical equipment for measurement, control, and laboratory use, Part 1: General requirements*

EN IEC 61010-2-012 : 2022 / A11:2022

*Sicherheitsbestimmungen für elektrische Mess-, Steuer-, Regel- und Laborgeräte – Teil 2-012: Besondere Anforderungen an Klima- und Umwelttestgeräte und andere Temperaturkonditionierungsausrüstung
 Safety requirements for electrical equipment for measurement, control and laboratory use – Part 2-012: Particular requirements for climatic and environmental testing and other temperature conditioning equipment*

EN 61326-1 : 2013

*Elektrische Mess-, Steuer-, Regel- und Laborgeräte -EMV-Anforderungen- Teil 1: Allgemeine Anforderungen
 Electrical equipment for measurement, control, and laboratory use - EMC requirements - Part 1: General requirements*

EN 378-2 : 2016

*Kältsaugen und Wärmepumpen – Sicherheits-technische und umweltrelevante Anforderungen – Teil 2: Konstruktion, Herstellung, Prüfung, Kennzeichnung und Dokumentation
 Refrigerating systems and heat pumps - Safety and environmental requirements - Part 2: Design, construction, testing, marking and documentation*

Bevollmächtigter für die Zusammenstellung der technischen Unterlagen:

*Authorized representative in charge of administering technical documentation:
 Hr. Torsten Kauschke, im Haus / on the manufacturer's premises as defined above*

Die Konformitätserklärung wurde ausgestellt

The declaration of conformity was issued and valid of

Seelbach, 16.12.2024

i.V. Bernd Rother, Senior Expert Products & Innovation

EG-Konformitätserklärung nach EG Maschinenrichtlinie 2006/42/EG, Anhang II A
EC-Declaration of Conformity to EC Machinery Directive 2006/42/EC, Annex II A

Hersteller / Manufacturer:

JULABO GmbH
 Gerhard-Juchheim-Strasse 1
 77960 Seelbach / Germany
 Tel: +49 7823 51-0



Hiermit erklären wir, dass das nachfolgend bezeichnete Produkt
We hereby declare, that the following product

Produkt / Product: Kältegerät / Refrigeration Unit

Typ / Type: 601F

Serien-Nr. / Serial-No.: siehe Typenschild / see type label

aufgrund seiner Konzipierung und Bauart in der von uns in Verkehr gebrachten Ausführung den grundlegenden Sicherheits- und Gesundheitsanforderungen der nachfolgend aufgeführten EG-Richtlinien entspricht.
due to the design and construction, as assembled and marketed by our Company – complies with fundamental safety and health requirements according to the following EC-Directives.

Maschinenrichtlinie 2006/42/EG; Machinery Directive 2006/42/EC

EMV-Richtlinie 2014/30/EU; EMC-Directive 2014/30/EU

RoHS-Richtlinie 2011/65/EU; RoHS-Directive 2011/65/EU

Angewandte harmonisierte Normen und techn. Spezifikationen:
Applied following harmonized standards and technical specifications:

EN IEC 63000:2018

Technische Dokumentation zur Beurteilung von Elektro- und Elektronikgeräten hinsichtlich der Beschränkung gefährlicher Stoffe
Technical documentation for the assessment of electrical and electronic products with respect to the restriction of hazardous substances

EN ISO 12100 : 2010

Sicherheit von Maschinen - Allgemeine Gestaltungsgrundsätze - Risikoanalyse und Risikominimierung (ISO 12100:2010)
Safety of machinery - General principles for design - Risk assessment and risk reduction (ISO 12100:2010)

EN 61010-1 : 2010 / A1 : 2019 / AC : 2019-04, EN 61010-1 : 2010 / A1:2019

Sicherheitsbestimmungen für elektrische Mess-, Steuer-, Regel- und Laborgeräte, Teil 1: Allgemeine Anforderungen
Safety requirements for electrical equipment for measurement, control, and laboratory use, Part 1: General requirements

EN IEC 61010-2-012 : 2022 / A11:2022

Sicherheitsbestimmungen für elektrische Mess-, Steuer-, Regel- und Laborgeräte — Teil 2-012: Besondere Anforderungen an Klima- und Umwelttestgeräte und andere Temperatur-Konditionierungsgeräte
Safety requirements for electrical equipment for measurement, control and laboratory use — Part 2-012: Particular requirements for climatic and environmental testing and other temperature conditioning equipment

EN 61326-1 : 2013

Elektrische Mess-, Steuer-, Regel- und Laborgeräte, EMV-Anforderungen - Teil 1: Allgemeine Anforderungen
Electrical equipment for measurement, control, and laboratory use - EMC requirements - Part 1: General requirements

EN 378-2 : 2016

Kälteanlagen und Wärmepumpen – Sicherheits-technische und umweltrelevante Anforderungen – Teil 2: Konstruktion, Herstellung, Prüfung, Kennzeichnung und Dokumentation
Refrigerating systems and heat pumps - Safety and environmental requirements - Part 2: Design, construction, testing, marking and documentation

Bevollmächtigter für die Zusammenstellung der technischen Unterlagen:

Authorized representative in charge of administering technical documentation:
 Hr. Torsten Kauschke, im Haus / on the manufacturer's premises as defined above

Die Konformitätserklärung wurde ausgestellt

The declaration of conformity was issued and valid of

Seelbach, 16.12.2024

i.V. Bernd Rother, Senior Expert Products & Innovation

2024_153_601F-Kältegerät_d_e.docx

EG-Konformitätserklärung nach EG Maschinenrichtlinie 2006/42/EG, Anhang II A
EC-Declaration of Conformity to EC Machinery Directive 2006/42/EC, Annex II A

Hersteller / Manufacturer:

JULABO GmbH
 Gerhard-Juchheim-Strasse 1
 77960 Seelbach / Germany
 Tel: +49 7823 51-0



Hiermit erklären wir, dass das nachfolgend bezeichnete Produkt
We hereby declare, that the following product

Produkt / Product: Kältegerät / Refrigeration Unit

Typ / Type: 800F

Serien-Nr. / Serial-No.: siehe Typenschild / see type label

aufgrund seiner Konzipierung und Bauart in der von uns in Verkehr gebrachten Ausführung den grundlegenden Sicherheits- und Gesundheitsanforderungen der nachfolgend aufgeführten EG-Richtlinien entspricht.
due to the design and construction, as assembled and marketed by our Company – complies with fundamental safety and health requirements according to the following EC-Directives.

Maschinenrichtlinie 2006/42/EG; Machinery Directive 2006/42/EC

EMV-Richtlinie 2014/30/EU; EMC-Directive 2014/30/EU

RoHS-Richtlinie 2011/65/EU; RoHS-Directive 2011/65/EU

Angewandte harmonisierte Normen und techn. Spezifikationen:

Applied following harmonized standards and technical specifications:

EN IEC 63000:2018

*Technische Dokumentation zur Beurteilung von Elektro- und Elektronikgeräten hinsichtlich der Beschränkung gefährlicher Stoffe
 Technical documentation for the assessment of electrical and electronic products with respect to the restriction of hazardous substances*

EN ISO 12100 : 2010

*Sicherheit von Maschinen - Allgemeine Gestaltungsgrundsätze - Risikoanalyse und Risikominderung (ISO 12100:2010)
 Safety of machinery - General principles for design - Risk assessment and risk reduction (ISO 12100:2010)*

EN 61010-1 : 2010 / A1 : 2019 / AC : 2019-04, EN 61010-1 : 2010 / A1:2019

*Sicherheitsbestimmungen für elektrische Mess-, Steuer-, Regel- und Laborgeräte, Teil 1: Allgemeine Anforderungen
 Safety requirements for electrical equipment for measurement, control, and laboratory use, Part 1: General requirements*

EN IEC 61010-2-012 : 2022 / A11:2022

*Sicherheitsbestimmungen für elektrische Mess-, Steuer-, Regel- und Laborgeräte – Teil 2-012: Besondere Anforderungen an Klima- und Umwelttestgeräte und andere Klimatisierungseinrichtungen
 Safety requirements for electrical equipment for measurement, control and laboratory use – Part 2-012: Particular requirements for climatic and environmental testing and other temperature conditioning equipment*

EN 61326-1 : 2013

*Elektrische Mess-, Steuer-, Regel- und Laborgeräte - EMV-Anforderungen - Teil 1: Allgemeine Anforderungen
 Electrical equipment for measurement, control, and laboratory use - EMC requirements - Part 1: General requirements*

EN 378-2 : 2016

*Kälteanlagen und Wärmepumpen – Sicherheits-, technische und umweltrelevante Anforderungen – Teil 2: Konstruktion, Herstellung, Prüfung, Kennzeichnung und Dokumentation
 Refrigerating systems and heat pumps - Safety and environmental requirements - Part 2: Design, construction, testing, marking and documentation*

Bevollmächtigter für die Zusammenstellung der technischen Unterlagen:

Authorized representative in charge of administering technical documentation:

Hr. Torsten Kauschke, im Haus / on the manufacturer's premises as defined above

Die Konformitätserklärung wurde ausgestellt

The declaration of conformity was issued and valid of

Seelbach, 31.10.2023

i.V. Bernd Rother, Senior Expert Products & Innovation

2023_191_800F-Kältegerät_d_e.docx

EG-Konformitätserklärung nach EG Maschinenrichtlinie 2006/42/EG, Anhang II A
EC-Declaration of Conformity to EC Machinery Directive 2006/42/EC, Annex II A

Hersteller / Manufacturer:

JULABO GmbH
 Gerhard-Juchheim-Strasse 1
 77960 Seelbach / Germany
 Tel: +49 7823 51-0



Hiermit erklären wir, dass das nachfolgend bezeichnete Produkt
We hereby declare, that the following product

Produkt / Product: Kältegerät / Refrigeration Unit

Typ / Type: 1000F

Serien-Nr. / Serial-No.: siehe Typenschild / see type label

aufgrund seiner Konzipierung und Bauart in der von uns in Verkehr gebrachten Ausführung den grundlegenden Sicherheits- und Gesundheitsanforderungen der nachfolgend aufgeführten EG-Richtlinien entspricht.
due to the design and construction, as assembled and marketed by our Company – complies with fundamental safety and health requirements according to the following EC-Directives.

Maschinenrichtlinie 2006/42/EG; Machinery Directive 2006/42/EC

EMV-Richtlinie 2014/30/EU; EMC-Directive 2014/30/EU

RoHS-Richtlinie 2011/65/EU; RoHS-Directive 2011/65/EU

Angewandte harmonisierte Normen und techn. Spezifikationen:

Applied following harmonized standards and technical specifications:

EN IEC 63000:2018

Technische Dokumentation zur Beurteilung von Elektro- und Elektronikgeräten hinsichtlich der Beschränkung gefährlicher Stoffe
Technical documentation for the assessment of electrical and electronic products with respect to the restriction of hazardous substances

EN ISO 12100 : 2010

Sicherheit von Maschinen - Allgemeine Gestaltungsgrundsätze - Risikoanalyse und Risikominimierung (ISO 12100:2010)
Safety of machinery - General principles for design - Risk assessment and risk reduction (ISO 12100:2010)

EN 61010-1 : 2010 / A1 : 2019 / AC : 2019-04, EN 61010-1 : 2010 / A1:2019

Sicherheitsbestimmungen für elektrische Mess-, Steuer-, Regel- und Laborgeräte, Teil 1: Allgemeine Anforderungen
Safety requirements for electrical equipment for measurement, control, and laboratory use, Part 1: General requirements

EN IEC 61010-2-012 : 2022 / A11:2022

Sicherheitsbestimmungen für elektrische Mess-, Steuer-, Regel- und Laborgeräte — Teil 2-012: Besondere Anforderungen an Klima- und Umwelttestgeräte und andere Temperatur-Konditionierungsgeräte
Safety requirements for electrical equipment for measurement, control and laboratory use — Part 2-012: Particular requirements for climatic and environmental testing and other temperature conditioning equipment

EN 61326-1 : 2013

Elektrische Mess-, Steuer-, Regel- und Laborgeräte, EMV-Anforderungen - Teil 1: Allgemeine Anforderungen
Electrical equipment for measurement, control, and laboratory use - EMC requirements - Part 1: General requirements

EN 378-2 : 2016

Kälteanlagen und Wärmepumpen – Sicherheits-technische und umweltrelevante Anforderungen – Teil 2: Konstruktion, Herstellung, Prüfung, Kennzeichnung und Dokumentation
Refrigerating systems and heat pumps - Safety and environmental requirements - Part 2: Design, construction, testing, marking and documentation

Bevollmächtigter für die Zusammenstellung der technischen Unterlagen:

Authorized representative in charge of administering technical documentation:

Hr. Torsten Kauschke, im Haus / on the manufacturer's premises as defined above

Die Konformitätserklärung wurde ausgestellt

The declaration of conformity was issued and valid of

Seelbach, 16.12.2024

i.V. Bernd Rother, Senior Expert Products & Innovation

2024_155_1000F-Kältegerät_d_e.docx

EG-Konformitätserklärung nach EG Maschinenrichtlinie 2006/42/EG, Anhang II A
EC-Declaration of Conformity to EC Machinery Directive 2006/42/EC, Annex II A

Hersteller / Manufacturer: JULABO GmbH
 Gerhard-Juchheim-Strasse 1
 77960 Seelbach / Germany
 Tel: +49 7823 51-0



Hiermit erklären wir, dass das nachfolgend bezeichnete Produkt
We hereby declare, that the following product

Produkt / Product: Kältegerät / Refrigeration Unit
Typ / Type: 1001F

Serien-Nr. / Serial-No.: siehe Typenschild / see type label

aufgrund seiner Konzipierung und Bauart in der von uns in Verkehr gebrachten Ausführung den grundlegenden Sicherheits- und Gesundheitsanforderungen der nachfolgend aufgeführten EG-Richtlinien entspricht.
due to the design and construction, as assembled and marketed by our Company – complies with fundamental safety and health requirements according to the following EC-Directives.

Maschinenrichtlinie 2006/42/EG; Machinery Directive 2006/42/EC
EMV-Richtlinie 2014/30/EU; EMC-Directive 2014/30/EU
RoHS-Richtlinie 2011/65/EU; RoHS-Directive 2011/65/EU

Angewandte harmonisierte Normen und techn. Spezifikationen:
Applied following harmonized standards and technical specifications:

EN IEC 63000:2018

Technische Dokumentation zur Beurteilung von Elektro- und Elektronikgeräten hinsichtlich der Beschränkung gefährlicher Stoffe
Technical documentation for the assessment of electrical and electronic products with respect to the restriction of hazardous substances

EN ISO 12100 : 2010

Sicherheit von Maschinen - Allgemeine Gestaltungsgrundsätze - Risikoanalyse und Risikominderung (ISO 12100:2010)
Safety of machinery - General principles for design - Risk assessment and risk reduction (ISO 12100:2010)

EN 61010-1 : 2010 / A1 : 2019 / AC ; 2019-04, EN 61010-1 : 2010 / A1:2019

Sicherheitsbestimmungen für elektrische Mess-, Steuer-, Regel- und Laborgeräte, Teil 1: Allgemeine Anforderungen
Safety requirements for electrical equipment for measurement, control, and laboratory use, Part 1: General requirements

EN IEC 61010-2-012 : 2022 / A11:2022

Sicherheitsbestimmungen für elektrische Mess-, Steuer-, Regel- und Laborgeräte – Teil 2-012: Besondere Anforderungen an Klima- und Umwelttestgeräte und andere Temperaturkonditionierungsgelände
Safety requirements for electrical equipment for measurement, control and laboratory use – Part 2-012: Particular requirements for climatic and environmental testing and other temperature conditioning equipment

EN 61326-1 : 2013

Elektrische Mess-, Steuer-, Regel- und Laborgeräte -EMV-Anforderungen- Teil 1: Allgemeine Anforderungen
Electrical equipment for measurement, control, and laboratory use -EMC requirements- Part 1: General requirements

EN 378-2 : 2016

Kältsaugen und Wärmepumpen - Sicherheits- und umweltrelevante Anforderungen – Teil 2: Konstruktion, Herstellung, Prüfung, Kennzeichnung und Dokumentation
Refrigerating systems and heat pumps - Safety and environmental requirements - Part 2: Design, construction, testing, marking and documentation

Bevollmächtigter für die Zusammenstellung der technischen Unterlagen:

Authorized representative in charge of administering technical documentation:
 Hr. Torsten Kauschke, im Haus / on the manufacturer's premises as defined above

Die Konformitätserklärung wurde ausgestellt

The declaration of conformity was issued and valid of

Seelbach, 16.12.2024

i.V. Bernd Rother, Senior Expert Products & Innovation

EG-Konformitätserklärung nach EG Maschinenrichtlinie 2006/42/EG, Anhang II A
EC-Declaration of Conformity to EC Machinery Directive 2006/42/EC, Annex II A

Hersteller / Manufacturer:

JULABO GmbH
 Gerhard-Juchheim-Strasse 1
 77960 Seelbach / Germany
 Tel: +49 7823 51-0



Hiermit erklären wir, dass das nachfolgend bezeichnete Produkt
We hereby declare, that the following product

Produkt / Product: Kältegerät / Refrigeration Unit

Typ / Type: 1200F

Serien-Nr. / Serial-No.: siehe Typenschild / see type label

aufgrund seiner Konzipierung und Bauart in der von uns in Verkehr gebrachten Ausführung den grundlegenden Sicherheits- und Gesundheitsanforderungen der nachfolgend aufgeführten EG-Richtlinien entspricht.
due to the design and construction, as assembled and marketed by our Company – complies with fundamental safety and health requirements according to the following EC-Directives.

Maschinenrichtlinie 2006/42/EG; Machinery Directive 2006/42/EC

EMV-Richtlinie 2014/30/EU; EMC-Directive 2014/30/EU

RoHS-Richtlinie 2011/65/EU; RoHS-Directive 2011/65/EU

Angewandte harmonisierte Normen und techn. Spezifikationen:
Applied following harmonized standards and technical specifications:

EN IEC 63000:2018

Technische Dokumentation zur Beurteilung von Elektro- und Elektronikgeräten hinsichtlich der Beschränkung gefährlicher Stoffe
Technical documentation for the assessment of electrical and electronic products with respect to the restriction of hazardous substances

EN ISO 12100 : 2010

Sicherheit von Maschinen - Allgemeine Gestaltungsgrundsätze - Risikoanalyse und Risikominderung (ISO 12100:2010)
Safety of machinery - General principles for design - Risk assessment and risk reduction (ISO 12100:2010)

EN 61010-1 : 2010 / A1 : 2019 / AC : 2019-04, EN 61010-1 : 2010 / A1:2019

Sicherheitsbestimmungen für elektrische Mess-, Steuer-, Regel- und Laborgeräte, Teil 1: Allgemeine Anforderungen
Safety requirements for electrical equipment for measurement, control, and laboratory use, Part 1: General requirements

EN IEC 61010-2-012 : 2022 / A1:2022

Sicherheitsbestimmungen für elektrische Mess-, Steuer-, Regel- und Laborgeräte — Teil 2-012: Besondere Anforderungen an Klima- und Umwelttestgeräte und andere Temperatur-Konditionierungsgeräte
Safety requirements for electrical equipment for measurement, control and laboratory use — Part 2-012: Particular requirements for climatic and environmental testing and other temperature conditioning equipment

EN 61326-1 : 2013

Elektrische Mess-, Steuer-, Regel- und Laborgeräte- EMV-Anforderungen - Teil 1: Allgemeine Anforderungen
Electrical equipment for measurement, control and laboratory use - EMC requirements - Part 1: General requirements

EN 378-2 : 2016

Kälteanlagen und Wärmepumpen – Sicherheits- und umweltrelevante Anforderungen – Teil 2: Konstruktion, Herstellung, Prüfung, Kennzeichnung und Dokumentation
Refrigerating systems and heat pumps - Safety and environmental requirements - Part 2: Design, construction, testing, marking and documentation

Bevollmächtigter für die Zusammenstellung der technischen Unterlagen:

Authorized representative in charge of administering technical documentation:

Hr. Torsten Kauschke, im Haus / on the manufacturer's premises as defined above

Die Konformitätserklärung wurde ausgestellt

The declaration of conformity was issued and valid of

Seelbach, 31.10.2023

i.V. Bernd Rother, Senior Expert Products & Innovation

2023_192_1200F-Kältegerät_d_e.docx

EG-Konformitätserklärung nach EG Maschinenrichtlinie 2006/42/EG, Anhang II A
EC-Declaration of Conformity to EC Machinery Directive 2006/42/EC, Annex II A

Hersteller / Manufacturer:

JULABO GmbH
 Gerhard-Juchheim-Strasse 1
 77960 Seelbach / Germany
 Tel: +49 7823 51-0



Hiermit erklären wir, dass das nachfolgend bezeichnete Produkt
We hereby declare, that the following product

Produkt / Product: Kältegerät / Refrigeration Unit

Typ / Type: 1201F

Serien-Nr. / Serial-No.: siehe Typenschild / see type label

aufgrund seiner Konzipierung und Bauart in der von uns in Verkehr gebrachten Ausführung den grundlegenden Sicherheits- und Gesundheitsanforderungen der nachfolgend aufgeführten EG-Richtlinien entspricht.
due to the design and construction, as assembled and marketed by our Company – complies with fundamental safety and health requirements according to the following EC-Directives.

Maschinenrichtlinie 2006/42/EG; Machinery Directive 2006/42/EC

EMV-Richtlinie 2014/30/EU; EMC-Directive 2014/30/EU

RoHS-Richtlinie 2011/65/EU; RoHS-Directive 2011/65/EU

Angewandte harmonisierte Normen und techn. Spezifikationen:

Applied following harmonized standards and technical specifications:

EN IEC 63000:2018

*Technische Dokumentation zur Beurteilung von Elektro- und Elektronikgeräten hinsichtlich der Beschränkung gefährlicher Stoffe
 Technical documentation for the assessment of electrical and electronic products with respect to the restriction of hazardous substances*

EN ISO 12100 : 2010

*Sicherheit von Maschinen - Allgemeine Gestaltungsleitsätze - Risikobeurteilung und Risikominderung (ISO 12100:2010)
 Safety of machinery - General principles for design - Risk assessment and risk reduction (ISO 12100:2010)*

EN 61010-1 : 2010 / A1 : 2019 / AC : 2019-04, EN 61010-1 : 2010 / A1:2019

*Sicherheitsbestimmungen für elektrische Mess-, Steuer-, Regel- und Laborgeräte, Teil 1: Allgemeine Anforderungen
 Safety requirements for electrical equipment for measurement, control, and laboratory use, Part 1: General requirements*

EN IEC 61010-2-012 : 2022 / A11:2022

*Sicherheitsbestimmungen für elektrische Mess-, Steuer-, Regel- und Laborgeräte — Teil 2-012: Besondere Anforderungen an Klima- und Umwelttestgeräte und andere Temperatur-Konditionierungsgeräte
 Safety requirements for electrical equipment for measurement, control and laboratory use — Part 2-012: Particular requirements for climatic and environmental testing and other temperature conditioning equipment*

EN 61326-1 : 2013

*Elektrische Mess-, Steuer-, Regel- und Laborgeräte- EMV-Anforderungen- Teil 1: Allgemeine Anforderungen
 Electrical equipment for measurement, control, and laboratory use - EMC requirements - Part 1: General requirements*

EN IEC 61326-1:2021

*Elektrische Mess-, Steuer-, Regel- und Laborgeräte- EMV-Anforderungen- Teil 1: Allgemeine Anforderungen
 Electrical equipment for measurement, control, and laboratory use - EMC requirements - Part 1: General requirements*

EN 378-2 : 2016

*Kälteanlagen und Wärmepumpen – Sicherheits- und umweltrelevante Anforderungen – Teil 2: Konstruktion, Herstellung, Prüfung, Kennzeichnung und Dokumentation
 Refrigerating systems and heat pumps – Safety and environmental requirements - Part 2: Design, construction, testing, marking and documentation*

Bevollmächtigter für die Zusammenstellung der technischen Unterlagen:

Authorized representative in charge of administering technical documentation:

Hr. Torsten Kauschke, im Haus / on the manufacturer's premises as defined above

Die Konformitätserklärung wurde ausgestellt

The declaration of conformity was issued and valid of

Seelbach, 24.07.2024

i.V. Bernd Rother, Senior Expert Products & Innovation

EG-Konformitätserklärung nach EG Maschinenrichtlinie 2006/42/EG, Anhang II A
EC-Declaration of Conformity to EC Machinery Directive 2006/42/EC, Annex II A

Hersteller / Manufacturer:

JULABO GmbH
 Gerhard-Juchheim-Strasse 1
 77960 Seelbach / Germany
 Tel: +49 7823 51-0



Hiermit erklären wir, dass das nachfolgend bezeichnete Produkt
We hereby declare, that the following product

Produkt / Product: Kältegerät / Refrigeration Unit

Typ / Type: 1800F

Serien-Nr. / Serial-No.: siehe Typenschild / see type label

aufgrund seiner Konzipierung und Bauart in der von uns in Verkehr gebrachten Ausführung den grundlegenden Sicherheits- und Gesundheitsanforderungen der nachfolgend aufgeführten EG-Richtlinien entspricht.
due to the design and construction, as assembled and marketed by our Company – complies with fundamental safety and health requirements according to the following EC-Directives.

Maschinenrichtlinie 2006/42/EG; Machinery Directive 2006/42/EC

EMV-Richtlinie 2014/30/EU; EMC-Directive 2014/30/EU

RoHS-Richtlinie 2011/65/EU; RoHS-Directive 2011/65/EU

Angewandte harmonisierte Normen und techn. Spezifikationen:

Applied following harmonized standards and technical specifications:

EN IEC 63000:2018

Technische Dokumentation zur Beurteilung von Elektro- und Elektronikgeräten hinsichtlich der Beschränkung gefährlicher Stoffe
Technical documentation for the assessment of electrical and electronic products with respect to the restriction of hazardous substances

EN ISO 12100 : 2010

Sicherheit von Maschinen - Allgemeine Gestaltungsgrundsätze - Risikoanalyse und Risikominderung (ISO 12100:2010)
Safety of machinery - General principles for design - Risk assessment and risk reduction (ISO 12100:2010)

EN 61010-1 : 2010 / A1 : 2019 / AC : 2019-04, EN 61010-1 : 2010 / A1:2019

Sicherheitsbestimmungen für elektrische Mess-, Steuer-, Regel- und Laborgeräte, Teil 1: Allgemeine Anforderungen
Safety requirements for electrical equipment for measurement, control, and laboratory use, Part 1: General requirements

EN IEC 61010-2-012 : 2022 / A1:2022

Sicherheitsbestimmungen für elektrische Mess-, Steuer-, Regel- und Laborgeräte — Teil 2-012: Besondere Anforderungen an Klima- und Umwelttestgeräte und andere Temperatur-Konditionierungsgeräte
Safety requirements for electrical equipment for measurement, control and laboratory use — Part 2-012: Particular requirements for climatic and environmental testing and other temperature conditioning equipment

EN 61326-1 : 2013

Elektrische Mess-, Steuer-, Regel- und Laborgeräte- EMV-Anforderungen - Teil 1: Allgemeine Anforderungen
Electrical equipment for measurement, control and laboratory use - EMC requirements - Part 1: General requirements

EN 378-2 : 2016

Kälteanlagen und Wärmepumpen - Sicherheits- und umweltrelevante Anforderungen - Teil 2: Konstruktion, Herstellung, Prüfung, Kennzeichnung und Dokumentation
Refrigerating systems and heat pumps - Safety and environmental requirements - Part 2: Design, construction, testing, marking and documentation

Bevollmächtigter für die Zusammenstellung der technischen Unterlagen:

Authorized representative in charge of administering technical documentation:

Hr. Torsten Kauschke, im Haus / on the manufacturer's premises as defined above

Die Konformitätserklärung wurde ausgestellt

The declaration of conformity was issued and valid of

Seelbach, 05.12.2023

i.V. Bernd Rother, Senior Expert Products & Innovation

2023_193_1800F-Kältegerät_d_e.docx

EG-Konformitätserklärung nach EG Maschinenrichtlinie 2006/42/EG, Anhang II A
EC-Declaration of Conformity to EC Machinery Directive 2006/42/EC, Annex II A

Hersteller / Manufacturer: JULABO GmbH
 Gerhard-Juchheim-Strasse 1
 77960 Seelbach / Germany
 Tel: +49 7823 51-0



Hiermit erklären wir, dass das nachfolgend bezeichnete Produkt
We hereby declare, that the following product

Produkt / Product: Kältegerät / Refrigeration Unit
Typ / Type: 2500F **Serien-Nr. / Serial-No.:** siehe Typenschild / see type label

aufgrund seiner Konzipierung und Bauart in der von uns in Verkehr gebrachten Ausführung den grundlegenden Sicherheits- und Gesundheitsanforderungen der nachfolgend aufgeführten EG-Richtlinien entspricht.
due to the design and construction, as assembled and marketed by our Company – complies with fundamental safety and health requirements according to the following EC-Directives.

Maschinenrichtlinie 2006/42/EG; Machinery Directive 2006/42/EC
EMV-Richtlinie 2014/30/EU; EMC-Directive 2014/30/EU
RoHS-Richtlinie 2011/65/EU; RoHS-Directive 2011/65/EU

Angewandte harmonisierte Normen und techn. Spezifikationen:
Applied following harmonized standards and technical specifications:

EN IEC 63000:2018
 Technische Dokumentation zur Beurteilung von Elektro- und Elektronikgeräten hinsichtlich der Beschränkung gefährlicher Stoffe
Technical documentation for the assessment of electrical and electronic products with respect to the restriction of hazardous substances

EN ISO 12100 : 2010
 Sicherheit von Maschinen - Allgemeine Gestaltungsgrundsätze - Risikoanalyse und Risikominderung (ISO 12100:2010)
Safety of machinery - General principles for design - Risk assessment and risk reduction (ISO 12100:2010)

EN 61010-1 : 2010 / A1 : 2019 / AC ; 2019-04, EN 61010-1 : 2010 / A1:2019
 Sicherheitsbestimmungen für elektrische Mess-, Steuer-, Regel- und Laborgeräte, Teil 1: Allgemeine Anforderungen
Safety requirements for electrical equipment for measurement, control, and laboratory use, Part 1: General requirements

EN IEC 61010-2-012 : 2022 / A11:2022
 Sicherheitsbestimmungen für elektrische Mess-, Steuer-, Regel- und Laborgeräte – Teil 2-012: Besondere Anforderungen an Klima- und Umwelttestgeräte und andere Klimatisierungsgeräte
Safety requirements for electrical equipment for measurement, control and laboratory use – Part 2-012: Particular requirements for climatic and environmental testing and other temperature conditioning equipment

EN 61326-1 : 2013
 Elektrische Mess-, Steuer-, Regel- und Laborgeräte - EMV-Anforderungen - Teil 1: Allgemeine Anforderungen
Electrical equipment for measurement, control, and laboratory use - EMC requirements - Part 1: General requirements

EN 378-2 : 2016
 Kälteanlagen und Wärmepumpen – Sicherheits-technische und umweltrelevante Anforderungen – Teil 2: Konstruktion, Herstellung, Prüfung, Kennzeichnung und Dokumentation
Refrigerating systems and heat pumps - Safety and environmental requirements - Part 2: Design, construction, testing, marking and documentation

Bevollmächtigter für die Zusammenstellung der technischen Unterlagen:
Authorized representative in charge of administering technical documentation:
 Hr. Torsten Kauschke, im Haus / on the manufacturer's premises as defined above

Die Konformitätserklärung wurde ausgestellt
The declaration of conformity was issued and valid of

Seelbach, 05.12.2023

i.V. Bernd Rother, Senior Expert Products & Innovation

10.2 UKCA Compliance

UK Office: JULABO UK Ltd., Unit 7, Casterton Road Business Park, Old Great North Road, Little Casterton, Stamford, PE9 4EJ, United Kingdom, Tel.: +44 1733 265892

UKCA-Declaration of Conformity

Manufacturer: JULABO GmbH
Gerhard-Juchheim-Strasse 1
77960 Seelbach / Germany
Tel: +49 7823 51-0



This declaration is issued under the sole responsibility of the product manufacturer

Product: Refrigeration Unit
Type: 200F **Serial-No.:** see type label

The object of the declaration described above is in conformity with the relevant UK Statutory Instruments and their amendments:

Supply of Machinery (Safety) Regulations 2008
Electromagnetic Compatibility Regulations 2016
The Restriction of the Use of Certain Hazardous Substances in Electrical and Electronic Equipment Regulations 2012

Applied following harmonized standards and technical specifications:

EN IEC 63000:2018
Technical documentation for the assessment of electrical and electronic products with respect to the restriction of hazardous substances

EN ISO 12100 : 2010
Safety of machinery - General principles for design - Risk assessment and risk reduction (ISO 12100:2010)

EN 61010-1 : 2010 / A1 : 2019 / AC : 2019-04, EN 61010-1 : 2010 / A1:2019
Safety requirements for electrical equipment for measurement, control, and laboratory use - Part 1: General requirements

EN IEC 61010-2-012:2022/A11:2022
Safety requirements for electrical equipment for measurement, control and laboratory use — Part 2-012: Particular requirements for climatic and environmental testing and other temperature conditioning equipment

EN 61326-1 : 2013
Electrical equipment for measurement, control, and laboratory use - EMC requirements - Part 1: General requirements

EN 378-2 : 2016
Refrigerating systems and heat pumps - Safety and environmental requirements - Part 2: Design, construction, testing, marking and documentation

Authorized representative in charge of administering technical documentation:

JULABO UK Ltd., Mr. Gary Etherington, Unit 7, Casterton Road Business Park, Little Casterton, Stamford PE9 4EJ
United Kingdom, Telephone: +44 1733 265892

The declaration of conformity was issued and valid of

Seelbach, 13.12.2023

i.V. Bernd Rother, Senior Expert Products & Innovation

UKCA-Declaration of Conformity

Manufacturer: JULABO GmbH
Gerhard-Juchheim-Strasse 1
77960 Seelbach / Germany
Tel: +49 7823 51-0



This declaration is issued under the sole responsibility of the product manufacturer

Product: Refrigeration Unit
Type: 201F **Serial-No.:** see type label

The object of the declaration described above is in conformity with the relevant UK Statutory Instruments and their amendments:

Supply of Machinery (Safety) Regulations 2008
Electromagnetic Compatibility Regulations 2016
The Restriction of the Use of Certain Hazardous Substances in Electrical and Electronic Equipment Regulations 2012

Applied following harmonized standards and technical specifications:

EN IEC 63000:2018

Technical documentation for the assessment of electrical and electronic products with respect to the restriction of hazardous substances

EN ISO 12100 : 2010

Safety of machinery - General principles for design - Risk assessment and risk reduction (ISO 12100:2010)

EN 61010-1 : 2010 / A1 : 2019 / AC : 2019-04, EN 61010-1 : 2010 / A1:2019

Safety requirements for electrical equipment for measurement, control, and laboratory use, Part 1: General requirements

EN IEC 61010-2-012 : 2022 / A11:2022

Safety requirements for electrical equipment for measurement, control and laboratory use — Part 2-012: Particular requirements for climatic and environmental testing and other temperature conditioning equipment

EN 61326-1 : 2013

Electrical equipment for measurement, control, and laboratory use - EMC requirements - Part 1: General requirements

EN 378-2 : 2016

Refrigerating systems and heat pumps - Safety and environmental requirements - Part 2: Design, construction, testing, marking and documentation

Authorized representative in charge of administering technical documentation:

JULABO UK Ltd., Mr. Gary Etherington, Unit 7, Casterton Road Business Park, Little Casterton, Stamford PE9 4EJ
United Kingdom, Telephone: +44 1733 265892

The declaration of conformity was issued and valid of

Seelbach, 16.12.2024

i.V. Bernd Rother, Senior Expert Products & Innovation

UKCA-Declaration of Conformity

Manufacturer: JULABO GmbH
Gerhard-Juchheim-Strasse 1
77960 Seelbach / Germany
Tel: +49 7823 51-0



This declaration is issued under the sole responsibility of the product manufacturer

Product: Refrigeration Unit
Type: 300F **Serial-No.:** see type label

The object of the declaration described above is in conformity with the relevant UK Statutory Instruments and their amendments:

Supply of Machinery (Safety) Regulations 2008
Electromagnetic Compatibility Regulations 2016
The Restriction of the Use of Certain Hazardous Substances in Electrical and Electronic Equipment Regulations 2012

Applied following harmonized standards and technical specifications:

- EN IEC 63000:2018
Technical documentation for the assessment of electrical and electronic products with respect to the restriction of hazardous substances
- EN ISO 12100 : 2010
Safety of machinery - General principles for design - Risk assessment and risk reduction (ISO 12100:2010)
- EN 61010-1 : 2010 / A1 : 2019 / AC : 2019-04, EN 61010-1 : 2010 / A1:2019
Safety requirements for electrical equipment for measurement, control, and laboratory use, Part 1: General requirements
- EN IEC 61010-2-012 : 2022 / A1:2022
Safety requirements for electrical equipment for measurement, control and laboratory use — Part 2-012: Particular requirements for climatic and environmental testing and other temperature conditioning equipment
- EN 61326-1 : 2013
Electrical equipment for measurement, control, and laboratory use - EMC requirements - Part 1: General requirements
- EN 378-2 : 2016
Refrigerating systems and heat pumps - Safety and environmental requirements - Part 2: Design, construction, testing, marking and documentation

Authorized representative in charge of administering technical documentation:

JULABO UK Ltd., Mr. Gary Etherington, Unit 7, Casterton Road Business Park, Little Casterton, Stamford PE9 4EJ
United Kingdom, Telephone: +44 1733 265892

The declaration of conformity was issued and valid of

Seelbach, 16.12.2024

i.V. Bernd Rother, Senior Expert Products & Innovation

UKCA-Declaration of Conformity

Manufacturer: JULABO GmbH
Gerhard-Juchheim-Strasse 1
77960 Seelbach / Germany
Tel: +49 7823 51-0



This declaration is issued under the sole responsibility of the product manufacturer

Product: Refrigeration Unit
Type: 310F, 450F **Serial-No.:** see type label

The object of the declaration described above is in conformity with the relevant UK Statutory Instruments and their amendments:

Supply of Machinery (Safety) Regulations 2008
Electromagnetic Compatibility Regulations 2016
The Restriction of the Use of Certain Hazardous Substances in Electrical and Electronic Equipment Regulations 2012

Applied following harmonized standards and technical specifications:

EN IEC 63000:2018
Technical documentation for the assessment of electrical and electronic products with respect to the restriction of hazardous substances

EN ISO 12100 : 2010
Safety of machinery - General principles for design - Risk assessment and risk reduction (ISO 12100:2010)

EN 61010-1 : 2010 / A1 : 2019 / AC : 2019-04, EN 61010-1 : 2010 / A1:2019
Safety requirements for electrical equipment for measurement, control, and laboratory use, Part 1: General requirements

EN IEC 61010-2-012 : 2022 / A11:2022
Safety requirements for electrical equipment for measurement, control and laboratory use — Part 2-012: Particular requirements for climatic and environmental testing and other temperature conditioning equipment

EN 61326-1 : 2013
Electrical equipment for measurement, control, and laboratory use - EMC requirements - Part 1: General requirements

EN 378-2 : 2016
Refrigerating systems and heat pumps - Safety and environmental requirements - Part 2: Design, construction, testing, marking and documentation

Authorized representative in charge of administering technical documentation:

JULABO UK Ltd., Mr. Gary Eltherington, Unit 7, Casterton Road Business Park, Little Casterton, Stamford PE9 4EJ
United Kingdom, Telephone: +44 1733 265892

The declaration of conformity was issued and valid of

Seelbach, 16.12.2024

i.V. Bernd Rother, Senior Expert Products & Innovation

2024_179_310F-450F_Refrigeration-Unit_UKCA.docx

UKCA-Declaration of Conformity

Manufacturer: JULABO GmbH
Gerhard-Juchheim-Strasse 1
77960 Seelbach / Germany
Tel: +49 7823 51-0



This declaration is issued under the sole responsibility of the product manufacturer

Product: Refrigeration Unit
Type: 449F **Serial-No.:** see type label

The object of the declaration described above is in conformity with the relevant UK Statutory Instruments and their amendments:

Supply of Machinery (Safety) Regulations 2008
Electromagnetic Compatibility Regulations 2016
The Restriction of the Use of Certain Hazardous Substances in Electrical and Electronic Equipment Regulations 2012

Applied following harmonized standards and technical specifications:

- EN IEC 63000:2018
Technical document(s) for the assessment of electrical and electronic products with respect to the restriction of hazardous substances
- EN ISO 12100 : 2010
Safety of machinery - General principles for design - Risk assessment and risk reduction (ISO 12100:2010)
- EN 61010-1 : 2010 / A1 : 2019 / AC : 2019-04, EN 61010-1 : 2010 / A1:2019
Safety requirements for electrical equipment for measurement, control, and laboratory use, Part 1: General requirements
- EN IEC 61010-2-012 : 2022 / A11:2022
Safety requirements for electrical equipment for measurement, control and laboratory use — Part 2-012: Particular requirements for climatic and environmental testing and other temperature conditioning equipment
- EN 61326-1 : 2013
Electrical equipment for measurement, control, and laboratory use - EMC requirements - Part 1: General requirements
- EN 378-2 : 2016
Refrigerating systems and heat pumps - Safety and environmental requirements - Part 2: Design, construction, testing, marking and documentation

Authorized representative in charge of administering technical documentation:

JULABO UK Ltd., Mr. Gary Etherington, Unit 7, Casterton Road Business Park, Little Casterton, Stamford PE9 4EJ
United Kingdom, Telephone: +44 1733 265892

The declaration of conformity was issued and valid of

Seelbach, 16.12.2024

i.V. Bernd Rother, Senior Expert Products & Innovation

UKCA-Declaration of Conformity

Manufacturer: JULABO GmbH
Gerhard-Juchheim-Strasse 1
77960 Seelbach / Germany
Tel: +49 7823 51-0



This declaration is issued under the sole responsibility of the product manufacturer

Product: Refrigeration Unit
Type: 600F **Serial-No.:** see type label

The object of the declaration described above is in conformity with the relevant UK Statutory Instruments and their amendments:

Supply of Machinery (Safety) Regulations 2008
Electromagnetic Compatibility Regulations 2016
The Restriction of the Use of Certain Hazardous Substances in Electrical and Electronic Equipment Regulations 2012

Applied following harmonized standards and technical specifications:

EN IEC 63000:2018

Technical documentation for the assessment of electrical and electronic products with respect to the restriction of hazardous substances

EN ISO 12100 : 2010

Safety of machinery - General principles for design - Risk assessment and risk reduction (ISO 12100:2010)

EN 61010-1 : 2010 / A1 : 2019 / AC : 2019-04, EN 61010-1 : 2010 / A1:2019

Safety requirements for electrical equipment for measurement, control, and laboratory use, Part 1: General requirements

EN IEC 61010-2-012 : 2022 / A11:2022

Safety requirements for electrical equipment for measurement, control and laboratory use — Part 2-012: Particular requirements for climatic and environmental testing and other temperature conditioning equipment

EN 61326-1 : 2013

Electrical equipment for measurement, control, and laboratory use - EMC requirements - Part 1: General requirements

EN 378-2 : 2016

Refrigerating systems and heat pumps - Safety and environmental requirements - Part 2: Design, construction, testing, marking and documentation

Authorized representative in charge of administering technical documentation:

JULABO UK Ltd., Mr. Gary Etherington, Unit 7, Casterton Road Business Park, Little Casterton, Stamford PE9 4EJ
United Kingdom, Telephone: +44 1733 265892

The declaration of conformity was issued and valid of

Seelbach, 16.12.2024

i.V. Bernd Rother, Senior Expert Products & Innovation

2024_149_600F_Refrigeration-Unit_UKCA.docx

UKCA-Declaration of Conformity

Manufacturer: JULABO GmbH
Gerhard-Juchheim-Strasse 1
77960 Seelbach / Germany
Tel: +49 7823 51-0



This declaration is issued under the sole responsibility of the product manufacturer

Product: Refrigeration Unit
Type: 601F **Serial-No.:** see type label

The object of the declaration described above is in conformity with the relevant UK Statutory Instruments and their amendments:

Supply of Machinery (Safety) Regulations 2008
Electromagnetic Compatibility Regulations 2016
The Restriction of the Use of Certain Hazardous Substances in Electrical and Electronic Equipment Regulations 2012

Applied following harmonized standards and technical specifications:

- EN IEC 63000:2018
Technical documentation for the assessment of electrical and electronic products with respect to the restriction of hazardous substances
- EN ISO 12100 : 2010
Safety of machinery - General principles for design - Risk assessment and risk reduction (ISO 12100:2010)
- EN 61010-1 : 2010 / A1 : 2019 / AC : 2019-04, EN 61010-1 : 2010 / A1:2019
Safety requirements for electrical equipment for measurement, control, and laboratory use, Part 1: General requirements
- EN IEC 61010-2-012 : 2022 / A1:2022
Safety requirements for electrical equipment for measurement, control and laboratory use — Part 2-012: Particular requirements for climatic and environmental testing and other temperature conditioning equipment
- EN 61326-1 : 2013
Electrical equipment for measurement, control, and laboratory use - EMC requirements - Part 1: General requirements
- EN 378-2 : 2016
Refrigerating systems and heat pumps - Safety and environmental requirements - Part 2: Design, construction, testing, marking and documentation

Authorized representative in charge of administering technical documentation:

JULABO UK Ltd., Mr. Gary Etherington, Unit 7, Casterton Road Business Park, Little Casterton, Stamford PE9 4EJ
United Kingdom, Telephone: +44 1733 265892

The declaration of conformity was issued and valid of

Seelbach, 16.12.2024

i.V. Bernd Rother, Senior Expert Products & Innovation

UKCA-Declaration of Conformity

Manufacturer: JULABO GmbH
Gerhard-Juchheim-Strasse 1
77960 Seelbach / Germany
Tel: +49 7823 51-0



This declaration is issued under the sole responsibility of the product manufacturer

Product: Refrigeration Unit
Type: 800F **Serial-No.:** see type label

The object of the declaration described above is in conformity with the relevant UK Statutory Instruments and their amendments:

Supply of Machinery (Safety) Regulations 2008
Electromagnetic Compatibility Regulations 2016
The Restriction of the Use of Certain Hazardous Substances in Electrical and Electronic Equipment Regulations 2012

Applied following harmonized standards and technical specifications:

EN IEC 63000:2018
Technical documentation for the assessment of electrical and electronic products with respect to the restriction of hazardous substances

EN ISO 12100 : 2010
Safety of machinery - General principles for design - Risk assessment and risk reduction (ISO 12100:2010)

EN 61010-1 : 2010 / A1 : 2019 / AC : 2019-04, EN 61010-1 : 2010 / A1:2019
Safety requirements for electrical equipment for measurement, control, and laboratory use, Part 1: General requirements

EN IEC 61010-2-012:2022/A11:2022
Safety requirements for electrical equipment for measurement, control and laboratory use — Part 2-012: Particular requirements for climatic and environmental testing and other temperature conditioning equipment

EN 61326-1 : 2013
Electrical equipment for measurement, control, and laboratory use - EMC requirements - Part 1: General requirements

EN 378-2 : 2016
Refrigerating systems and heat pumps - Safety and environmental requirements - Part 2: Design, construction, testing, marking and documentation

Authorized representative in charge of administering technical documentation:

JULABO UK Ltd., Mr. Gary Etherington, Unit 7, Casterton Road Business Park, Little Casterton, Stamford PE9 4EJ
United Kingdom, Telephone: +44 1733 265892

The declaration of conformity was issued and valid of

Seelbach, 06.12.2023

i.V. Bernd Rother, Senior Expert Products & Innovation

UKCA-Declaration of Conformity

Manufacturer: JULABO GmbH
Gerhard-Juchheim-Strasse 1
77960 Seelbach / Germany
Tel: +49 7823 51-0



This declaration is issued under the sole responsibility of the product manufacturer

Product: Refrigeration Unit
Type: 1000F **Serial-No.:** see type label

The object of the declaration described above is in conformity with the relevant UK Statutory Instruments and their amendments:

Supply of Machinery (Safety) Regulations 2008
Electromagnetic Compatibility Regulations 2016
The Restriction of the Use of Certain Hazardous Substances in Electrical and Electronic Equipment Regulations 2012

Applied following harmonized standards and technical specifications:

- EN IEC 63000:2018
Technical documentation for the assessment of electrical and electronic products with respect to the restriction of hazardous substances
- EN ISO 12100 : 2010
Safety of machinery - General principles for design - Risk assessment and risk reduction (ISO 12100:2010)
- EN 61010-1 : 2010 / A1 : 2019 / AC : 2019-04, EN 61010-1 : 2010 / A1:2019
Safety requirements for electrical equipment for measurement, control, and laboratory use, Part 1: General requirements
- EN IEC 61010-2-012 : 2022 / A11:2022
Safety requirements for electrical equipment for measurement, control and laboratory use — Part 2-012: Particular requirements for climatic and environmental testing and other temperature conditioning equipment
- EN 61326-1 : 2013
Electrical equipment for measurement, control, and laboratory use - EMC requirements - Part 1: General requirements
- EN 378-2 : 2016
Refrigerating systems and heat pumps - Safety and environmental requirements - Part 2: Design, construction, testing, marking and documentation

Authorized representative in charge of administering technical documentation:

JULABO UK Ltd., Mr. Gary Etherington, Unit 7, Casterton Road Business Park, Little Casterton, Stamford PE9 4EJ
United Kingdom, Telephone: +44 1733 265892

The declaration of conformity was issued and valid of

Seelbach, 16.12.2024

i.V. Bernd Rother, Senior Expert Products & Innovation

UKCA-Declaration of Conformity

Manufacturer: JULABO GmbH
Gerhard-Juchheim-Strasse 1
77960 Seelbach / Germany
Tel: +49 7823 51-0



This declaration is issued under the sole responsibility of the product manufacturer

Product: Refrigeration Unit
Type: 1001F **Serial-No.:** see type label

The object of the declaration described above is in conformity with the relevant UK Statutory Instruments and their amendments:

Supply of Machinery (Safety) Regulations 2008
Electromagnetic Compatibility Regulations 2016
The Restriction of the Use of Certain Hazardous Substances in Electrical and Electronic Equipment Regulations 2012

Applied following harmonized standards and technical specifications:

EN IEC 63000:2018
Technical documentation for the assessment of electrical and electronic products with respect to the restriction of hazardous substances

EN ISO 12100 : 2010
Safety of machinery - General principles for design - Risk assessment and risk reduction (ISO 12100:2010)

EN 61010-1 : 2010 / A1 : 2019 / AC : 2019-04, EN 61010-1 : 2010 / A1:2019
Safety requirements for electrical equipment for measurement, control, and laboratory use, Part 1: General requirements

EN IEC 61010-2-012 : 2022 / A11:2022
Safety requirements for electrical equipment for measurement, control and laboratory use — Part 2-012: Particular requirements for climatic and environmental testing and other temperature conditioning equipment

EN 61326-1 : 2013
Electrical equipment for measurement, control, and laboratory use - EMC requirements - Part 1: General requirements

EN 378-2 : 2016
Refrigerating systems and heat pumps - Safety and environmental requirements - Part 2: Design, construction, testing, marking and documentation

Authorized representative in charge of administering technical documentation:

JULABO UK Ltd., Mr. Gary Etherington, Unit 7, Casterton Road Business Park, Little Casterton, Stamford PE9 4EJ
United Kingdom, Telephone: +44 1733 265892

The declaration of conformity was issued and valid of

Seelbach, 16.12.2024

i.V. Bernd Rother, Senior Expert Products & Innovation

2024_156_1001F_Refrigeration-Unit_UKCA.docx

UKCA-Declaration of Conformity

Manufacturer: JULABO GmbH
Gerhard-Juchheim-Strasse 1
77960 Seelbach / Germany
Tel: +49 7823 51-0



This declaration is issued under the sole responsibility of the product manufacturer

Product: Refrigeration Unit
Type: 1200F **Serial-No.:** see type label

The object of the declaration described above is in conformity with the relevant UK Statutory Instruments and their amendments:

Supply of Machinery (Safety) Regulations 2008
Electromagnetic Compatibility Regulations 2016
The Restriction of the Use of Certain Hazardous Substances in Electrical and Electronic Equipment Regulations 2012

Applied following harmonized standards and technical specifications:

- EN IEC 63000:2018
Technical documentation for the assessment of electrical and electronic products with respect to the restriction of hazardous substances
- EN ISO 12100 : 2010
Safety of machinery - General principles for design - Risk assessment and risk reduction (ISO 12100:2010)
- EN 61010-1 : 2010 / A1 : 2019 / AC : 2019-04, EN 61010-1 : 2010 / A1:2019
Safety requirements for electrical equipment for measurement, control, and laboratory use - Part 1: General requirements
- EN IEC 61010-2-012:2022/A11:2022
Safety requirements for electrical equipment for measurement, control and laboratory use — Part 2-012: Particular requirements for climate and environmental testing and other temperature conditioning equipment
- EN 61326-1 : 2013
Electrical equipment for measurement, control, and laboratory use - EMC requirements - Part 1: General requirements
- EN 378-2 : 2016
Refrigerating systems and heat pumps - Safety and environmental requirements - Part 2: Design, construction, testing, marking and documentation

Authorized representative in charge of administering technical documentation:

JULABO UK Ltd., Mr. Gary Etherington, Unit 7, Casterton Road Business Park, Little Casterton, Stamford PE9 4EJ
United Kingdom, Telephone: +44 1733 265892

The declaration of conformity was issued and valid of

Seelbach, 06.12.2023

i.V. Bernd Rother, Senior Expert Products & Innovation

UKCA-Declaration of Conformity

Manufacturer: JULABO GmbH
 Gerhard-Juchheim-Strasse 1
 77960 Seelbach / Germany
 Tel: +49 7823 51-0



This declaration is issued under the sole responsibility of the product manufacturer

Product: Refrigeration Unit
Type: 1201F **Serial-No.:** see type label

The object of the declaration described above is in conformity with the relevant UK Statutory Instruments and their amendments:

Supply of Machinery (Safety) Regulations 2008
Electromagnetic Compatibility Regulations 2016
The Restriction of the Use of Certain Hazardous Substances in Electrical and Electronic Equipment Regulations 2012

Applied following harmonized standards and technical specifications:

EN IEC 63000:2018

Technical documentation for the assessment of electrical and electronic products with respect to the restriction of hazardous substances

EN ISO 12100 : 2010

Safety of machinery - General principles for design - Risk assessment and risk reduction (ISO 12100:2010)

EN 61010-1 : 2010 / A1 : 2019 / AC : 2019-04, EN 61010-1 : 2010 / A1:2019

Safety requirements for electrical equipment for measurement, control, and laboratory use, Part 1: General requirements

EN IEC 61010-2-012:2022/A1:2022

Safety requirements for electrical equipment for measurement, control and laboratory use — Part 2-012: Particular requirements for climatic and environmental testing and other temperature conditioning equipment

EN 61326-1 : 2013

Electrical equipment for measurement, control, and laboratory use - EMC requirements - Part 1: General requirements

EN IEC 61326-1:2021

Electrical equipment for measurement, control, and laboratory use - EMC requirements - Part 1: General requirements

EN 378-2 : 2016

Refrigerating systems and heat pumps - Safety and environmental requirements - Part 2: Design, construction, testing, marking and documentation

Authorized representative in charge of administering technical documentation:

JULABO UK Ltd., Mr. Gary Etherington, Unit 7, Casterton Road Business Park, Little Casterton, Stamford PE9 4EJ
 United Kingdom, Telephone: +44 1733 265892

The declaration of conformity was issued and valid of

Seelbach, 24.07.2024

i.V. Bernd Rother, Senior Expert Products & Innovation

UKCA-Declaration of Conformity

Manufacturer: JULABO GmbH
Gerhard-Juchheim-Strasse 1
77960 Seelbach / Germany
Tel: +49 7823 51-0



This declaration is issued under the sole responsibility of the product manufacturer

Product: Refrigeration Unit
Type: 1800F **Serial-No.:** see type label

The object of the declaration described above is in conformity with the relevant UK Statutory Instruments and their amendments:

Supply of Machinery (Safety) Regulations 2008
Electromagnetic Compatibility Regulations 2016
The Restriction of the Use of Certain Hazardous Substances in Electrical and Electronic Equipment Regulations 2012

Applied following harmonized standards and technical specifications:

- EN IEC 63000:2018
Technical documentation for the assessment of electrical and electronic products with respect to the restriction of hazardous substances
- EN ISO 12100 : 2010
Safety of machinery - General principles for design - Risk assessment and risk reduction (ISO 12100:2010)
- EN 61010-1 : 2010 / A1 : 2019 / AC : 2019-04, EN 61010-1 : 2010 / A1:2019
Safety requirements for electrical equipment for measurement, control, and laboratory use - Part 1: General requirements
- EN IEC 61010-2-012:2022/A11:2022
Safety requirements for electrical equipment for measurement, control and laboratory use — Part 2-012: Particular requirements for climate and environmental testing and other temperature conditioning equipment
- EN 61326-1 : 2013
Electrical equipment for measurement, control, and laboratory use - EMC requirements - Part 1: General requirements
- EN 378-2 : 2016
Refrigerating systems and heat pumps - Safety and environmental requirements - Part 2: Design, construction, testing, marking and documentation

Authorized representative in charge of administering technical documentation:

JULABO UK Ltd., Mr. Gary Etherington, Unit 7, Casterton Road Business Park, Little Casterton, Stamford PE9 4EJ
United Kingdom, Telephone: +44 1733 265892

The declaration of conformity was issued and valid of

Seelbach, 06.12.2023

i.V. Bernd Rother, Senior Expert Products & Innovation

UKCA-Declaration of Conformity

Manufacturer: JULABO GmbH
Gerhard-Juchheim-Strasse 1
77960 Seelbach / Germany
Tel: +49 7823 51-0



This declaration is issued under the sole responsibility of the product manufacturer

Product: Refrigeration Unit
Type: 2500F **Serial-No.:** see type label

The object of the declaration described above is in conformity with the relevant UK Statutory Instruments and their amendments:

Supply of Machinery (Safety) Regulations 2008
Electromagnetic Compatibility Regulations 2016
The Restriction of the Use of Certain Hazardous Substances in Electrical and Electronic Equipment Regulations 2012

Applied following harmonized standards and technical specifications:

EN IEC 63000:2018
Technical documentation for the assessment of electrical and electronic products with respect to the restriction of hazardous substances

EN ISO 12100 : 2010
Safety of machinery - General principles for design - Risk assessment and risk reduction (ISO 12100:2010)

EN 61010-1 : 2010 / A1 : 2019 / AC : 2019-04, EN 61010-1 : 2010 / A1:2019
Safety requirements for electrical equipment for measurement, control, and laboratory use, Part 1: General requirements

EN IEC 61010-2-012:2022/A11:2022
Safety requirements for electrical equipment for measurement, control and laboratory use — Part 2-012: Particular requirements for climatic and environmental testing and other temperature conditioning equipment

EN 61326-1 : 2013
Electrical equipment for measurement, control, and laboratory use - EMC requirements - Part 1: General requirements

EN 378-2 : 2016
Refrigerating systems and heat pumps - Safety and environmental requirements - Part 2: Design, construction, testing, marking and documentation

Authorized representative in charge of administering technical documentation:

JULABO UK Ltd., Mr. Gary Etherington, Unit 7, Casterton Road Business Park, Little Casterton, Stamford PE9 4EJ
United Kingdom, Telephone: +44 1733 265892

The declaration of conformity was issued and valid of

Seelbach, 06.12.2023

i.V. Bernd Rother, Senior Expert Products & Innovation

